

With the Electronic Declaration Gate, have a smooth and comfortable trip!

01. Beforehand! Simple declaration on the smartphone

Please login to the "Visit Japan Web" from the 2D barcode bellow, and follow the instructions to complete the entry of your customs declaration information.

After that, a 2D barcode (with a light blue line on top) for customs declaration will be created.



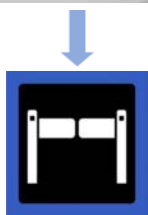
02. Hold your passport and smartphone on the Electronic Declaration Terminal



Passengers are able to make customs declarations electronically by holding their passport and 2D barcode for customs declaration on the scanner of electronic declaration terminal during the waiting times for checked baggage.

*Please make sure that 2D barcode for Quarantine (with a blue line on top), Immigration (with a yellow line on top), and Customs are different.

*During the process at the Terminal, your face photos are taken for facial recognition required to pass through the gate.



Electronic Declaration Gate



customs inspection desk

Passengers may be asked to go to the customs inspection desk for additional procedures, for example, in cases of personal effects beyond the duty-free allowance or unaccompanied articles.



Japan Customs official character "Custom-kun"

03. Pass through the gate smoothly with facial recognition

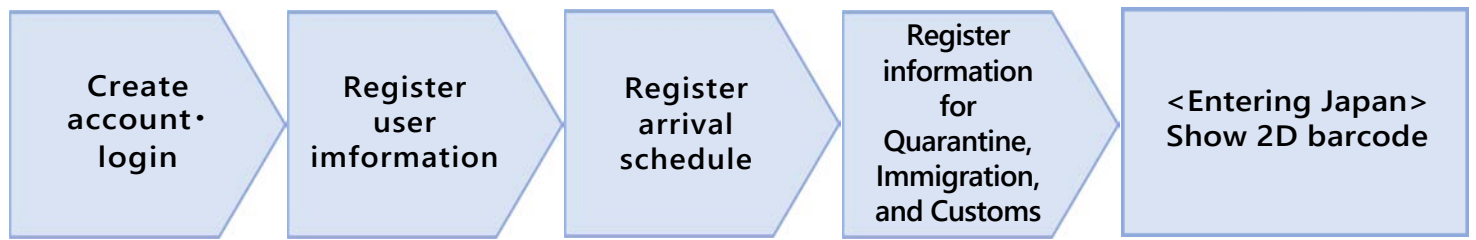


After the procedure at the electronic declaration terminal is complete, you can pass through the gate smoothly.


*Passengers may be questioned or have their baggage inspected by Customs officers.

*The face photos are used only for facial recognition and deleted immediately after passengers pass through the gate. Please feel free to ask any questions to customs officers at the airport.

How to use the "Visit Japan Web"



- ※ One account is required for each person.
- ※ 2D barcode can be created without internet connection.



Important Notes on Electronic Declaration

The procedures are required for each person.

Small children less than 100 cm tall can pass through the gate with a family member.

You can pass through the gate with carts. A wheelchair-user can pass through the gate on the wheelchair.

Your face photos are taken during the process at the electronic declaration terminal for facial recognition when passing through the gate. Please take off any items covering your face.



税関
JAPAN CUSTOMS

Japan Customs Website <http://www.customs.go.jp/>

Part of the international tourist tax revenue is used for the electronic declaration gate.

