

Appendix 15 Table of Input Fields of the Association of Registered B/L Numbers (BLL) (after the update of NACCS in Oct. 2017)

Field No. (*1)	Field Name	Category (*2)	Length	Output Code (*3)	Particulars										
2	Function Type Code	M	1		<p>Enter codes according to the followings:</p> <table border="1"> <thead> <tr> <th>Categories</th> <th>Code</th> </tr> </thead> <tbody> <tr> <td>Registration</td> <td>9</td> </tr> <tr> <td>Cancellation</td> <td>1</td> </tr> </tbody> </table>	Categories	Code	Registration	9	Cancellation	1				
Categories	Code														
Registration	9														
Cancellation	1														
3	SP Code	C	16		<p>No entry is required.</p> <p>NB. Those who run service provider business operations send a Service Provider Code and password to NACCS.</p>										
4	Type of B/L Number Association	M	1		<p>Enter codes according to the followings:</p> <table border="1"> <thead> <tr> <th>Categories (※4)</th> <th>Codes</th> </tr> </thead> <tbody> <tr> <td>Separate</td> <td>1</td> </tr> <tr> <td>Combine</td> <td>2</td> </tr> <tr> <td>Switch</td> <td>3</td> </tr> </tbody> </table>	Categories (※4)	Codes	Separate	1	Combine	2	Switch	3		
Categories (※4)	Codes														
Separate	1														
Combine	2														
Switch	3														
5	Reason for Association	M	1		<p>Enter codes according to the followings:</p> <table border="1"> <thead> <tr> <th>Categories</th> <th>Code</th> </tr> </thead> <tbody> <tr> <td>Change in transportation contract etc.</td> <td>1</td> </tr> <tr> <td>Change in cargo operation etc.</td> <td>2</td> </tr> <tr> <td>Error in reported contents</td> <td>3</td> </tr> <tr> <td>Others</td> <td>4</td> </tr> </tbody> </table>	Categories	Code	Change in transportation contract etc.	1	Change in cargo operation etc.	2	Error in reported contents	3	Others	4
Categories	Code														
Change in transportation contract etc.	1														
Change in cargo operation etc.	2														
Error in reported contents	3														
Others	4														
* [6] field "Original B/L Number" can be repeatedly entered up to ten times.															
6	Original B/L Number	C	35		<p>(1) For code "1" (Separate) or "3" (Switch) in "Field No. 4", entry of single original B/L number at most is mandatory.</p> <p>(2) For code "2" (Combine) in "Field No.4", entry of original B/L numbers no less than 2 is mandatory.</p>										
* [7] field "Original B/L Number" can be repeatedly entered up to ten times.															

Field No. (* 1)	Field Name	Category (* 2)	Length	Output Code (* 3)	Particulars
7	New B/L Number	C	35		(1) For code "2" (Combine) or "3" (Switch) in "Field No. 4", entry of single new B/L number at most is mandatory. (2) For code "1" (Separate) in "Field No. 4", entry of new B/L numbers no less than 2 is mandatory.

(\* 1) Field No. shows item number for corresponding Procedure Specification (input fields).

Procedure Specifications can be referred to in the Advance Filing Rules website;

(<https://bbs.nacccscenter.com/naccs/dfw/web/afr/index.html>).

(\* 2) The following shows how to read "Category."

(1)

Category	Particulars
M	Mandatory
C	Conditional
F	Mandatory if there is no complementary
X	Entry is not available.
-	Ignore this field

(2) "Category" level

(Ex.)

Field Name	Category	
Field A	C	
Field B		M

Lower level fields are under the category of upper level fields.

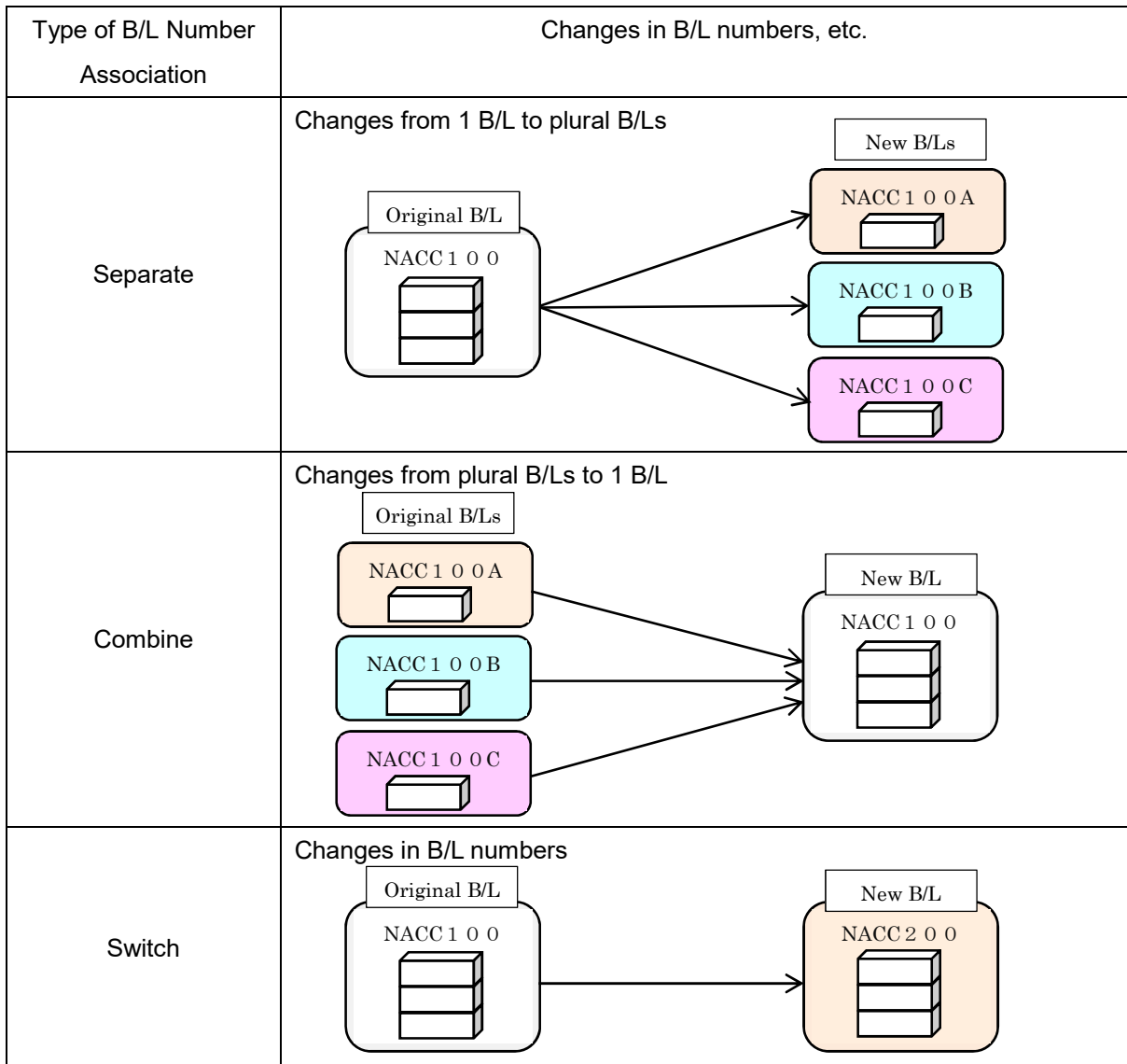
\* Field A is a conditional field, which is sometimes but not always entered.

Field B is compulsory at a level lower than Field A. If Field A is entered, Field B must be entered.

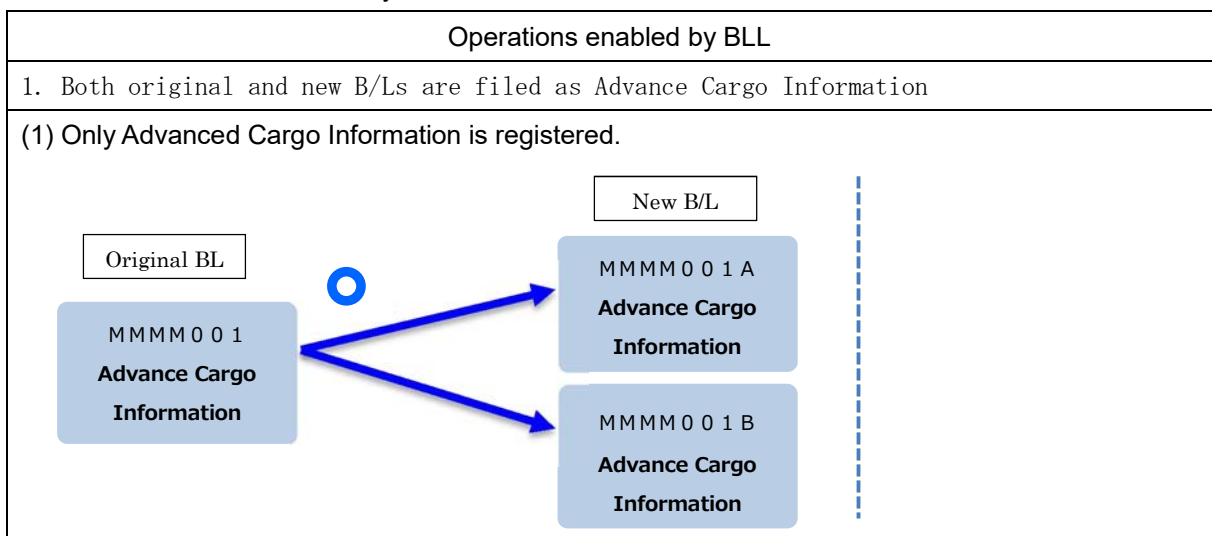
(\* 3) Operation Codes are in the Advance Filing Rules web site;

(<https://bbs.nacccscenter.com/naccs/dfw/web/afr/index.html>).

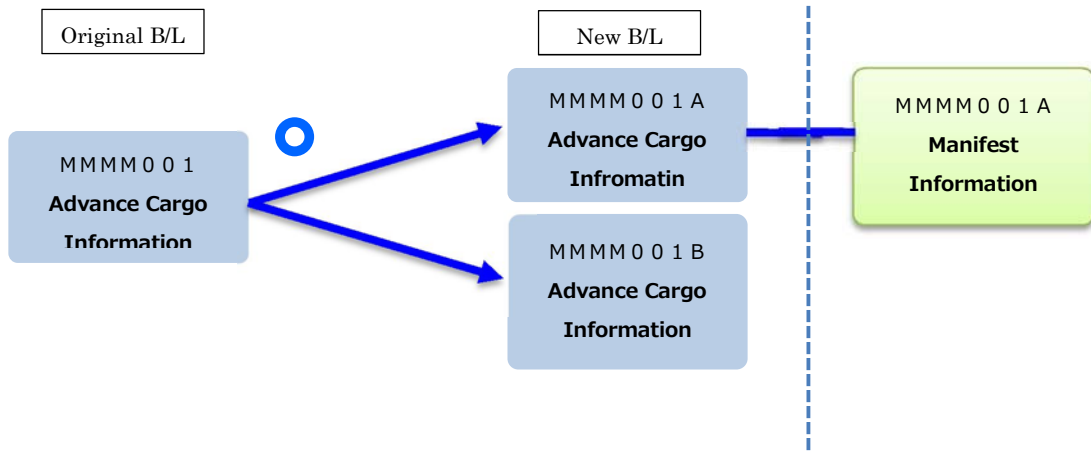
(\* 4) Categories of "Type of B/L Number Association" are as follows:



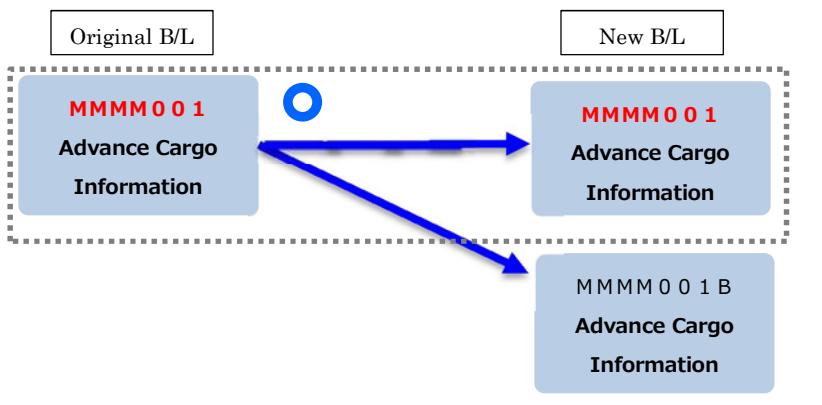
(※5) Operations enabled / not enabled by BLL



(2) Cargo information for arrival reporting (Filing of the Manifest Submission) has also been filed.

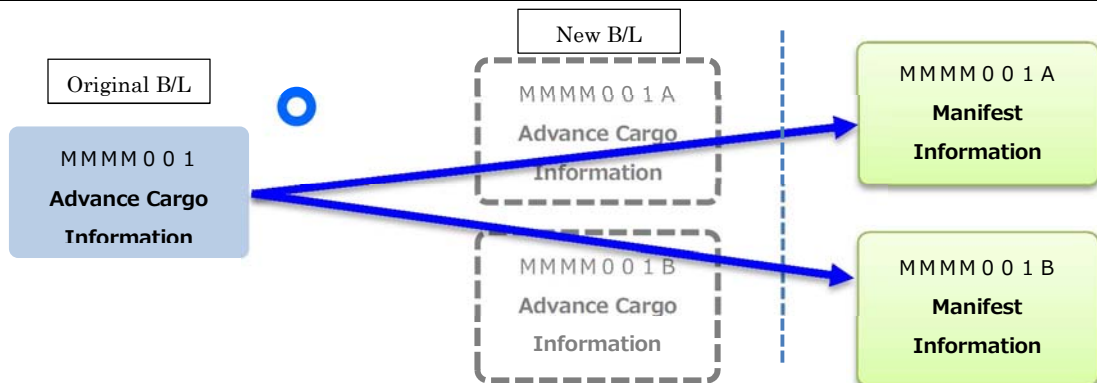


(3) Same B/L numbers are employed before and after the change.



※ BLL must be done after the corrections in volumes etc. of MMMM001.

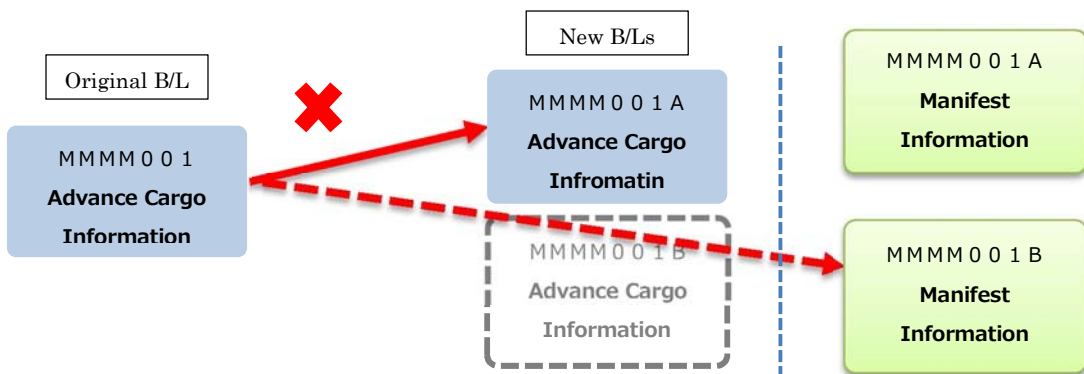
2. The Advance Cargo Information has been made for original B/L and the Manifest Information has been filed only for new B/L.



※ After the execution of BLL, the Advance Cargo Information for MMMM001A and MMMM001B is not possible.

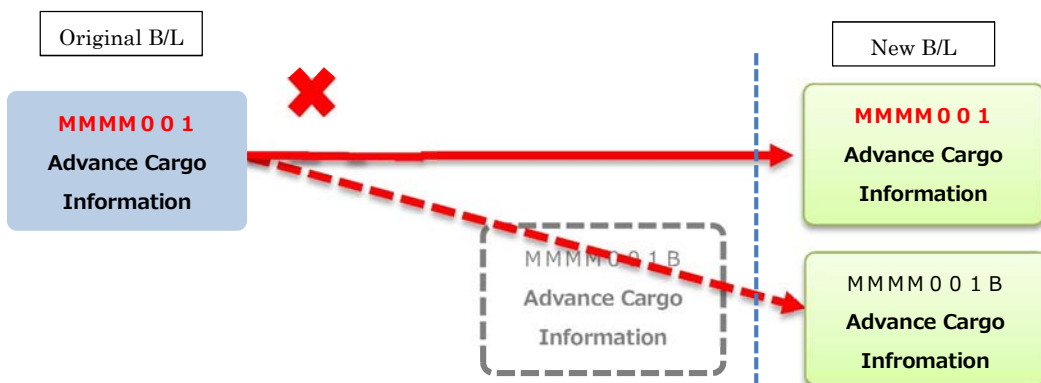
### Operations for which BLL is not possible

1. Cargo Information for which the Advance Cargo Information has not been filed is included in new B/Ls.



※ It is necessary to add the Advance Cargo Information on MMMM001B leading to the completion of all the filings of Advance Cargo information for all B/Ls, then BLL must be conducted.

2. In case where: the Advance Cargo Information for original B/L has been filed and Manifest Information has been registered for new B/Ls; and original B/L number is employed even after the changes.



※ It is necessary to add the Advance Cargo Information on MMMM001B and the correction of Advance Cargo Information on MMMM001 leading to the completion of all the filings of Advance Cargo information for all B/Ls, then BLL must be conducted.