

I. TRENDS IN ILLICIT DRUGS SMUGGLING

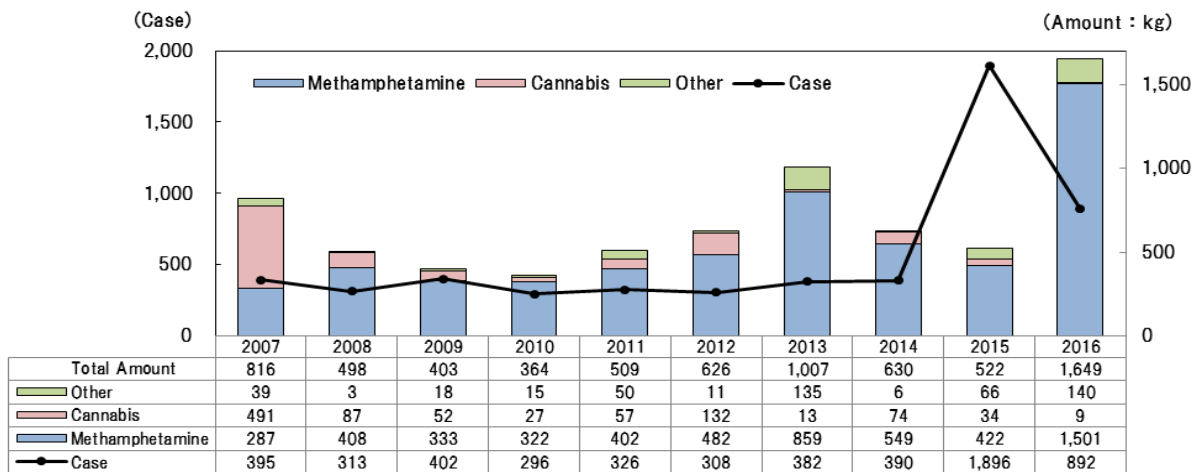
1. Illicit Drugs

The total seizure amount*¹ of illicit drugs*² was app.1,649kg (around 3.2 times year on year [YOY]), which showed significant increase and recorded the second largest amount in the past following app.2,186kg recorded in 1999. The situation is still serious. The total number of seizures reduced by half to 892 (down 53% YOY), which was the result of considerable decrease of designated substances.

*1 “Seizure amount” excludes tablet formed drugs.

*2 “Illicit drugs” mean methamphetamine, cannabis, opium, narcotics (cocaine, heroin, MDMA, etc.), psychotropic substances and designated substances.

Figure 1: Transition in the number of seizures and the seized quantity of illicit drugs



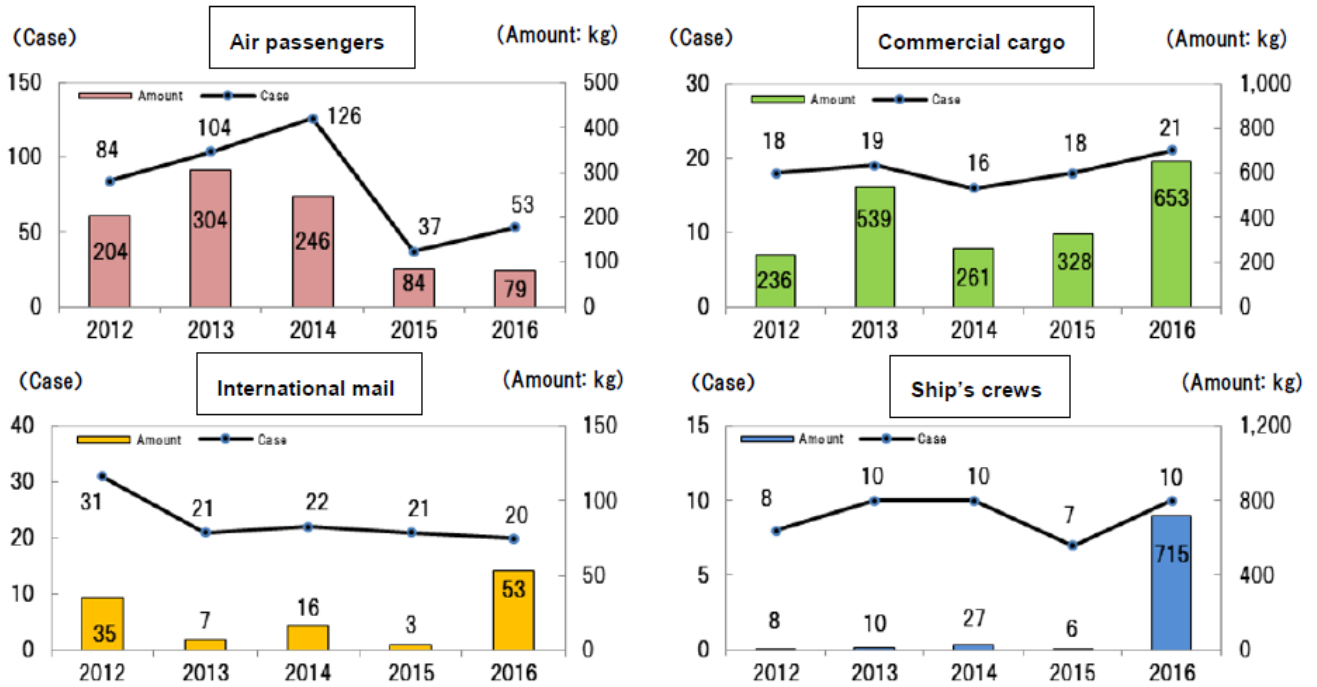
Note: “Other” includes opium, narcotics (heroin, cocaine, MDMA etc.), psychotropic substances and designated substances.

(1) Methamphetamine

The seizure amount of methamphetamine increased significantly to app.1,501 kg (around 3.6times YOY) and recorded the highest ever. The seized quantity of methamphetamine amounts to app.5,003 uses for an average drug abuser, the equivalent of app.105.055 billion yen in end price. The number of seizure increased to 104 (up 25% YOY).

As for the figures by mode of transport, the number of interdictions of smuggling by air passengers was 53 and notably increased (up 43% YOY). The seizure amount by all the mode but air passengers significantly increased and large-scale smuggling became prominent, including 2 seizures from “drug trafficking by sea”, which had not seen for years.

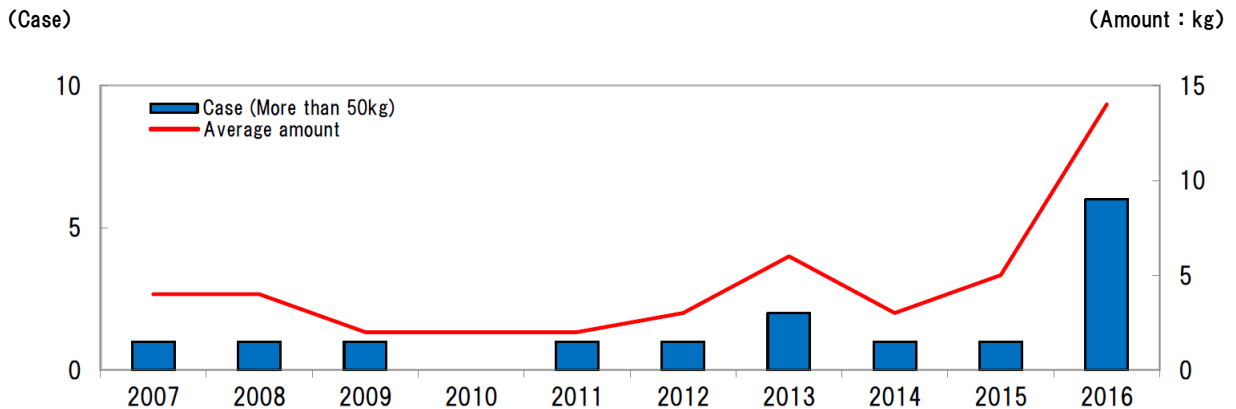
Figure 2: Transition in the number of seizures and the seized quantity of methamphetamine



【Topic ① Increase of large-scale smuggling】

Many “Large-Scale” cases were interdicted including the largest amount of seizure in the past, app. 600kg at once. Seizures exceeding 50 kg at once were 6 cases, which recorded the second largest number in the past following 7 cases recorded in 1999. The average amount per seizure increased significantly to app.14 kg (around 2.8times YOY).

Figure 3 : Transition in the number of exposures of major cases and average seized quantity



(Case 1) Drug trafficking by sea 《Largest seizure in the past》

Investigation conducted into the yacht entered into the Naha Port based on the search warrant revealed **app. 600kg of methamphetamine** concealed at the bottom and under the floor of the passengers' cabin. (May 2016, Okinawa Regional Customs)




(Case 2) Drug trafficking by sea

Customs seized **app.100kg of methamphetamine** traded at the East China Sea and unloaded at the fishing port in Tokunoshima (February 2016, 6 Customs including Moji Customs)



(Case 3) Sea cargo

App.150kg of methamphetamine concealed inside the drive units of LED lights was seized upon examination conducted on the sea cargo arrived from China. (July 2016, Tokyo Customs)



(Case 4) Sea cargo

App. 150kg of methamphetamine concealed inside the “pebble transportation machine” was seized upon examination conducted on the sea cargo arrived from China. (November 2016, Tokyo Customs)



(Case 5) Sea cargo

App.50kg of methamphetamine concealed inside “Cylinder-shape scrap” was seized upon examination conducted on the sea cargo arrived from Taiwan. (August 2016, Yokohama Customs)



(Case 6) International mail 《Largest amount in the past by international mail》

App.35kg of methamphetamine concealed inside backpacks was seized upon examination conducted on the SAL (Surface Air Lifted mail) arrived from Taiwan. (August 2016, Yokohama Customs)



【Topic②Localization of the source countries and the rise of Taiwan as a source】

As for the number of seizures by source, China accounted for 34 (up 21% YOY) and was ranked top for 6 years in a row, followed by Taiwan of which number was significantly increased to 16 (4 times YOY). China was also ranked top for the seizure amount, which was app.1,049kg (around 10.1times YOY), followed by Mexico (app.260kg, up16% YOY) and Taiwan (app. 104kg, around 2.3times YOY).

Top five countries unchanged from the previous year and top three countries account for more than 90% of total seizure, revealing the localization of the source countries. Moreover, the number and amount of seizure sourced from Taiwan increased significantly.

Concerning the situation of drug smuggling from Taiwan, inbound passenger (Air/Sea) accounts for the majority(12 cases) of drug smuggling as mode and more than half of them were by young male (20-30's). The breakdown of the concealing technique was 9 cases of concealment on one's person, such as wrapping around the body, and 3 cases of concealment in one's belongings.

Figure 4: Number of exposures by source of smuggled drugs (top 5 countries/regions)

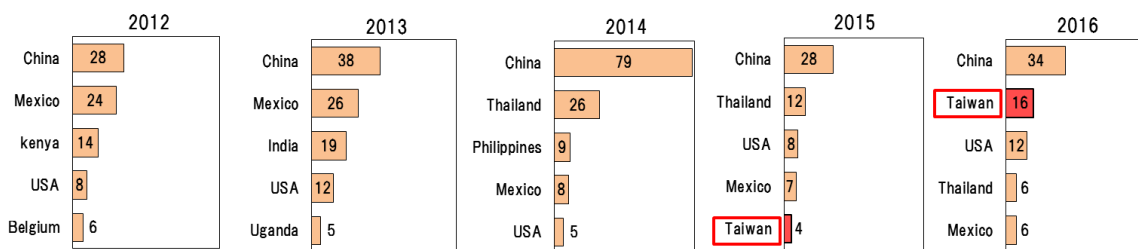
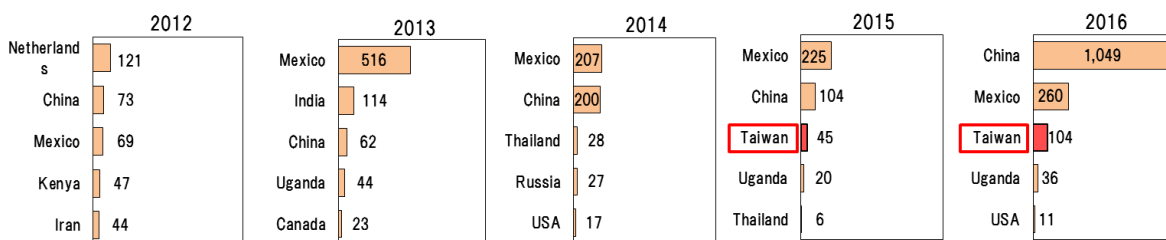


Figure 5: Seized quantity of smuggled drugs by source (top 5 countries/regions)



(Case 7) Sea passengers

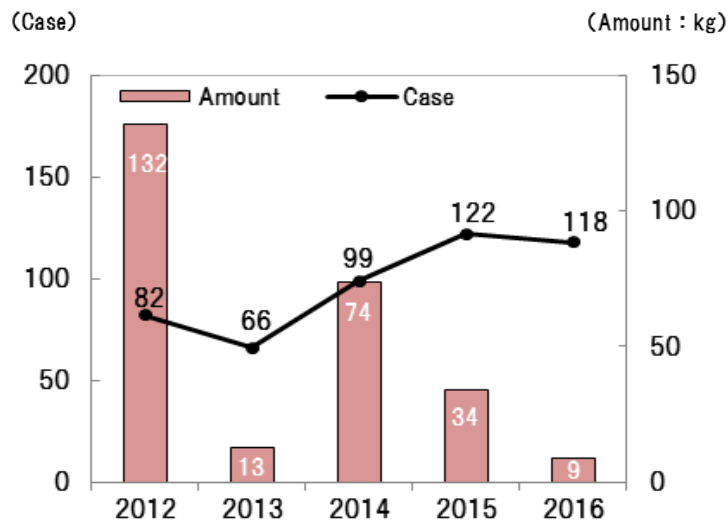
App. 7kg of methamphetamine was seized upon examination conducted on 2 Taiwan national males arrived at the Naha port by cruise ship. Several packs of drugs were body-packed on them. (December 2016, Okinawa Regional Customs)



(2) Cannabis

Seizure amount decreased significantly to app.9kg (down 75% YOY), which was the lowest in the past. Although, the number of seizure decreased to 118 (down 3% YOY) and increasing trend seen in the past 2 years stopped, it still remains at a high level. The average amount per seizure was app.74g (down 74% YOY), which indicated smaller amount of drugs were traded.

Figure 6: Transition in the number of seizures and the seized quantity of cannabis



(3)Narcotics

The seizure amount increased significantly to app. 121kg (around 4.6times YOY) and recorded the second largest amount in the past following app.135kg recorded in 2013. On the other hand, the number of seizure decreased to 182(down 15% YOY).

This large increase of the seizure amount was influenced by the app. 95kg of cocaine seizure from sea cargo made at Yokohama Customs in September.

(4)Designated Substances^{*3}

The number of seizure decreased significantly to 477(down 67% YOY), but it accounts for more than half of the total seizure of illicit drugs, and still remains at a high level. The seizure amount reduced by half to app.19kg (down 53% YOY) .

^{*3} Designated Substances were added to “prohibited articles to be imported” in April 2015. The total number of seizure in the same year was 1,896 which recorded highest ever, but the around 80% of the total (1,462) was attributed to the seizure of “Designated Substances”.

According to the drug type, Nitric ester as like isobutyl nitrite accounted for 70% of seizures of “Designated Substances”. Many of the Nitric ester variety were in liquid form contained in a

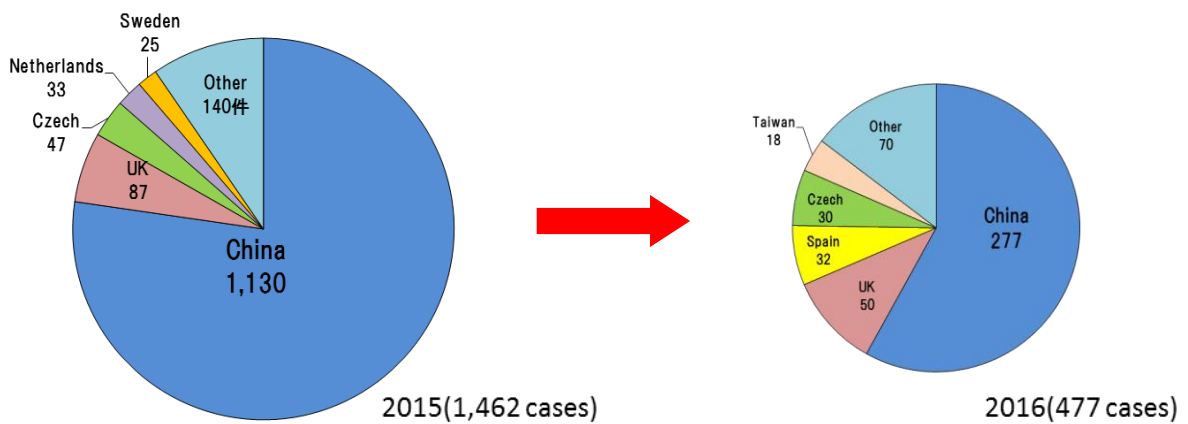
small bottle of roughly 9ml, which is used by inhaling the evaporated substance.

As for mode of transport, in app.90% cases, international mail service was used for smuggling. Additionally, regarding the source, smuggling from China account for app.60% and the majority of total seizure.

Figure 7: Exam. Nitric ester



Figure 8: The number of seizures of designated substances by source



2. Firearms

The total number of seizures of firearms decreased to 4(down 20% YOY) and the seized quantity also decreased to 4 (down 20% YOY). All of them were pistols.