

I. INTERDICTIONS OF ILLICIT DRUGS AND FIREARMS SMUGGLING IN 2013

1. Number of Interdictions

(1) Summary

【The State of Seizures of Main Illicit Drugs and Firearms etc. in 2013】

The total number of seizures of illicit drugs *¹ was 382 (up 24% year on year), and the quantity seized *² was approximately 1,007 kg*³ (up 61% year on year). This was the first time in nine years, since 2004, that the seizure haul surpassed 1 ton.

Four firearm smuggling crimes were discovered (up 33% YOY), and the quantity seized was six firearms (up 50% YOY).

*¹ Stimulants, cannabis, opium, narcotics (cocaine, heroin, MDMA, etc.) and psychotropic substances.

*² This excludes drugs in tablet form.

*³ This is equivalent to approximately 33.31 million doses in the quantities commonly used by drug abusers, the second-highest figure.

[Stimulant drug crimes]

The number of seizures was 154 (up 9% YOY), and the quantity seized was approximately 859 kg (up 78% YOY). This was the first time in 13 years, since 2000, that the seizure haul surpassed 800 kg.

- ⇒ There is a marked **“trend to larger batches”** in smuggling seizures.
 - There were two cases of large-scale crimes in which approximately 200 kg were seized from marine cargo.
 - The number of smuggling crimes with seizure quantities over 5 kg was substantially up, to 26 cases (up 53% YOY)
- ⇒ Seizures from air passengers reached a **record level**.
 - The seizure quantity of approximately 304 kg was a new record, far surpassing the figure of approximately 235 kg for 2010.
 - A majority of the seizure volume was concealed in modified souvenirs etc.
 - Over 40% of the smugglers were in their 50s or older.
- ⇒ Smuggling source regions have **changed startlingly** in a short period.
 - Seizures from Africa and Europe, which were trending up in recent years, have declined.
 - Seizures from Asia, particularly India and China, are surging.

[Cannabis crimes]

The number of seizures was 66 (down 20% YOY), and the quantity seized was approximately 13 kg (down 90% YOY).

Major reduction

[Narcotics crimes]

The number of seizures was 128 (up 2.8 times, YOY), and the quantity seized was approximately 135 kg (up 12.4 times, YOY).

Major increase

(2) Interdiction of Major Illicit Drugs and Firearms

Type		Year					compared to 2012
		2009	2010	2011	2012	2013	
Stimulants	Cases	164	152	185	141	154	109%
	kg	333	322	402	482	859	178%
Cannabis	Cases	111	59	71	82	66	80%
	kg	52	27	57	132	13	10%
Herbal cannabis	Cases	87	45	57	58	52	90%
	kg	40	2	6	104	12	12%
Cannabis resin	Cases	24	14	14	24	14	58%
	kg	12	25	51	29	1	3%
Opium	Cases	4	2	2	-	1	Total increase
	kg	3	3	4	-	0	Total increase
Narcotic	Cases	93	50	37	46	128	278%
	kg	15	11	44	11	135	12.4 times the amount in the previous year
	Thousand tablets	83	16	5	4	17	429%
Heroin	Cases	4	4	6	3	3	100%
	Thousand tablets	1	1	3	1	4	367%
Cocaine	Cases	10	11	9	7	10	143%
	kg	13	6	38	9	127	13.5 times the amount in the previous year
MDMA, etc	Cases	4	2	4	5	6	120%
	kg	0	-	2	0	3	13.8 times the amount in the previous year
	Thousand tablets	31	0	0	0	0	111%
Ketamin	Cases	4	10	1	8	5	63%
	kg	0	4	0	0	0	104%
Methylone	Cases	29	3	3	2	2	100%
	kg	0	0	1	-	0	Total increase
	Thousand tablets	1	-	-	0	-	Total reduction
Other	Cases	42	20	14	21	102	486%
	kg	0	0	0	0	1	21.2 times the amount in the previous year
	Thousand tablets	3	51	16	5	4	73%
Psychotropics	Cases	30	33	31	39	33	126%
	kg	-	-	1	2	-	Total reduction
	Thousand tablets	10	14	13	12	10	81%
Total	Cases	402	296	326	308	382	124%
	kg	403	364	509	626	1,007	161%
	Thousand tablets	93	30	18	16	27	166%
Reference(number of use)	10,000times	1,191	1,133	1,550	1,701	3,331	196%
Firearms	Cases	2	-	-	3	4	133%
	Guns	2	-	-	4	6	150%
Pistols	Cases	2	-	-	3	4	133%
	Guns	2	-	-	4	6	150%
Firearmsparts	Cases	1	-	1	3	-	Total reduction
	Items	2	-	1	3	-	Total reduction

(Note) 1 The figures include quantities seized not only in smuggling cases interdicted by Japan Customs but also in smuggling cases interdicted by the police and other law enforcement agencies in collaboration with Customs.

2 Stimulants includes stimulants and their raw materials.

3 "MDMA, etc." represents the total amount of MDMA, MDA and MDE.

4 Ketamine was designated as a narcotic under the Narcotics and Psychotropics Control Act in March 2006. The designation took effect in January 1 of the following year.

5 Methylone was designated as a narcotic under the Narcotics and Psychotropics Control Act in January 2007. The designation took effect in February 3 of the same year.

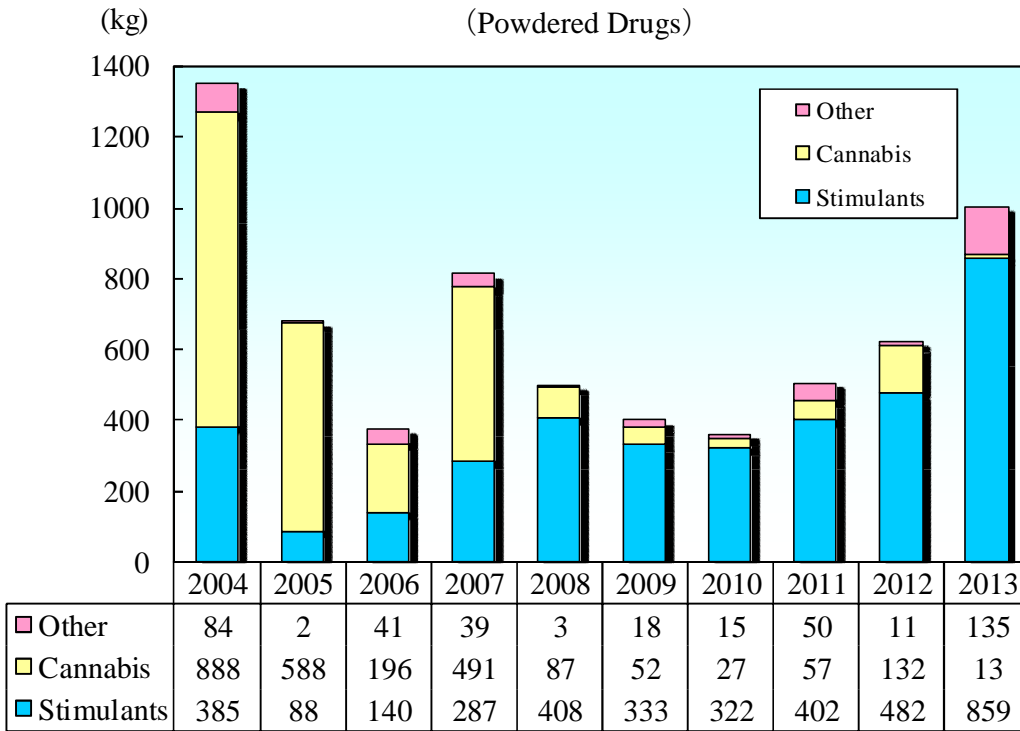
6 "Reference (number of use)" represents the total use of the following illicit drugs, calculated from the average amount an abuser uses at one time. (stimulant: 0.03 g; herbal cannabis: 0.5 g; cannabis resin: 0.1 g; heroin: 0.01 g; cocaine: 0.03 g; opium: 0.3 g; MDMA and psychotropic: 1 tablet)

7 Some figures may not be accurate due to rounding.

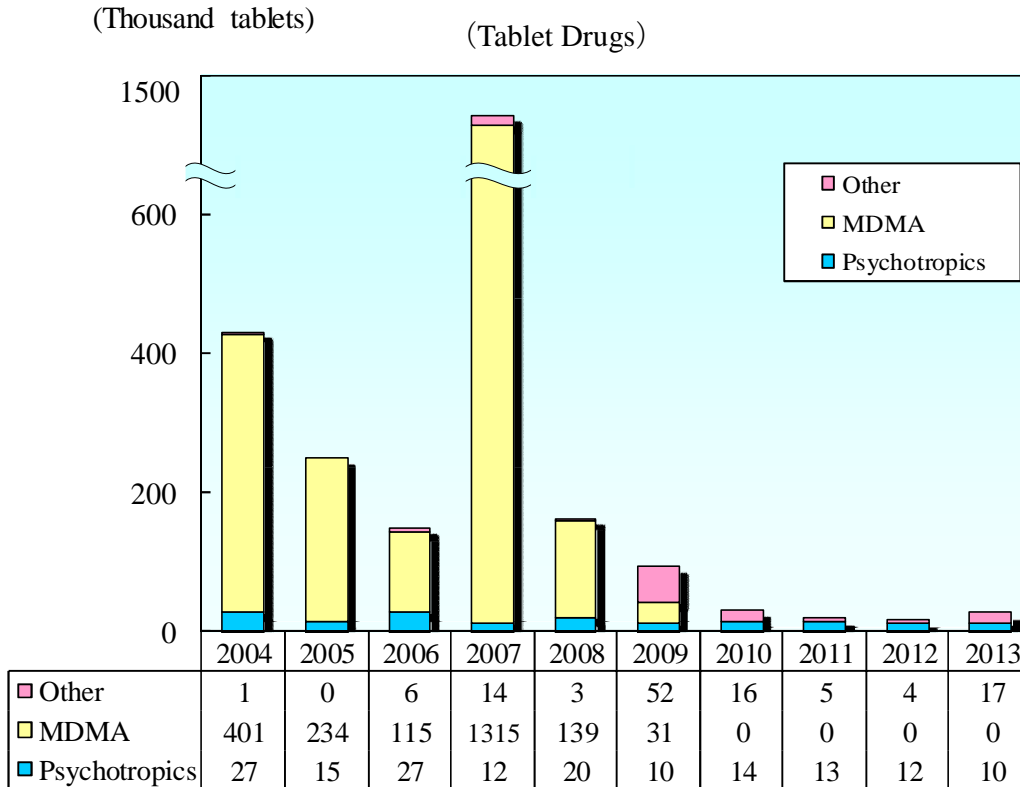
8 "0" means 500 g or less, while "-" means nil.

9 Values for 2013 are preliminary figures.

(3) Transition in Amount of Seizures for Major Smuggled Illicit Drugs



※Other includes narcotics (such as heroin and cocaine) and opium.



※"0" means 500 g or less.

2. Trends in Illicit Drug Smuggling

(1) Stimulants

- Numerous large-scale stimulant smuggling crimes
- Seizures of stimulants from air passengers reached a record level
- Smuggling from Asia surged, with levels from China and South and Central America remaining high

10,909 people were arrested for stimulant crimes, down somewhat year on year (-668 people, -5.8%). The number of people arrested for stimulant crimes has been in long-term decline since 1997, which was the third post-war peak in stimulant abuse, but it is still above 10,000.

Of those arrested for stimulant crimes, gang members etc. have numbered over 6,000 in recent years, but their number was down somewhat at 6,096 (-277, -4.3%). The number of foreigners also fell to 588 (-29, -4.7%) (National Policy Agency investigation).

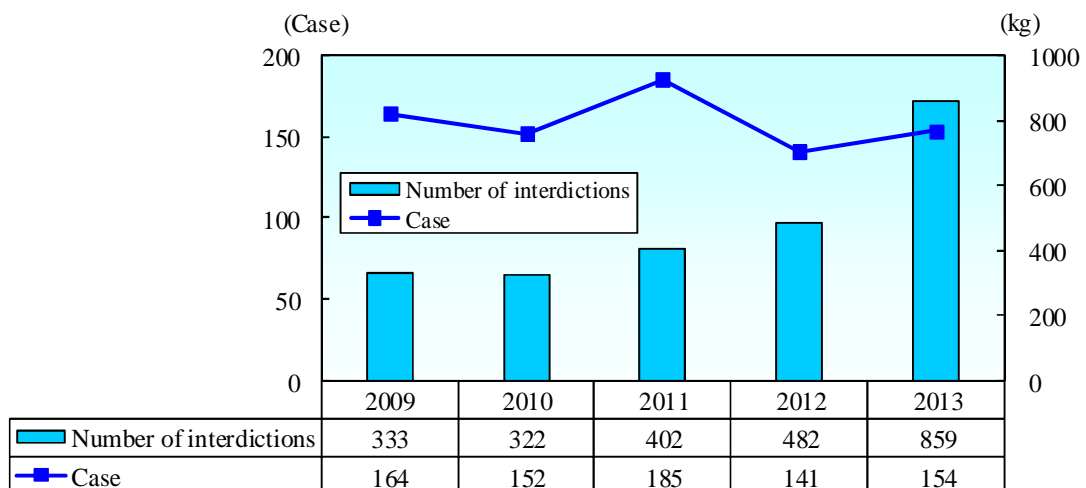
The number of smuggling crimes detected by customs in 2013 was 154 (up 9% YOY), remaining at a high level with the third-highest figure, after 2011 and 2009. The seizure volume was approximately 859 kg (up 78% YOY), far surpassing the previous year's level to reach the third-highest volume. It was the first time in 13 years, since 2000, that seizures exceeded 800 kg. [See Chart 1]

The breakdown by type of smuggling shows a remarkable rise in detected cases of large-scale smuggling in commercial cargo and by air passengers. The seizure volume from commercial cargo rose sharply, to more than double the previous year's volume. The number of detected cases of smuggling by air passengers was 104 (up 24% YOY), and the seizure volume was approximately 304 kg (up 49% YOY). Both figures substantially surpassed the previous year's volume. In particular, seizure volume was a record, and the first time above 300 kg.

The breakdown by smuggling source region showed marked drops in the number of cases from Africa and Europe, but cases from Asia, and particularly from India, more than doubled from the previous year, in a major increase. Detected smuggling cases from Mexico and China remained at high levels.

Note: The National Police Agency data is from its report "Drugs and Firearms in 2013". Citations hereafter also refer to the same report

[Chart 1 : Transition in the amount of seizure and the number of interdictions for stimulant smuggling]



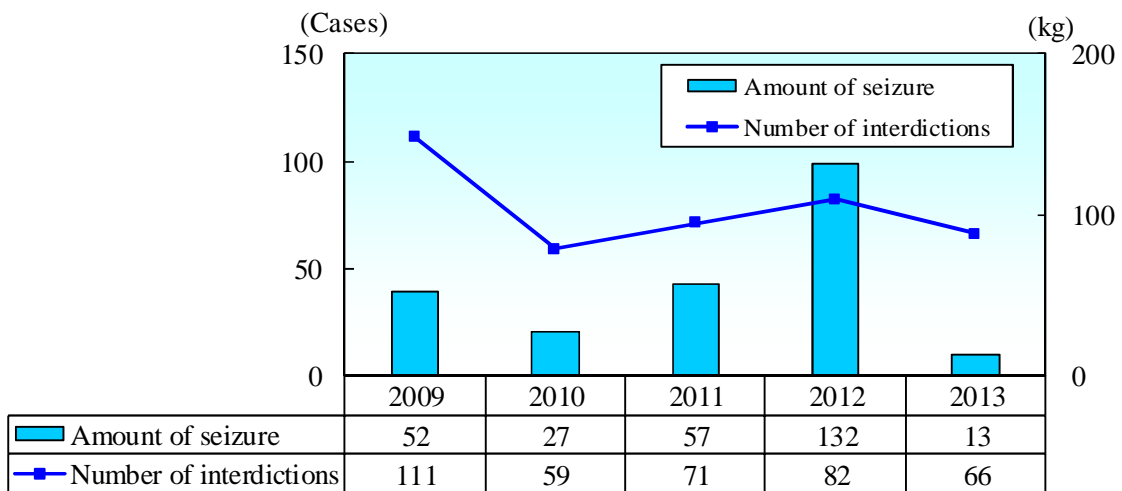
(2) Cannabis (herbal cannabis and cannabis resin (hashish))

• Reductions in both number of detections and seizure volume

Over the last ten years, the number of people arrested for cannabis crimes peaked in 2009 and has been declining since then, to reach 1,555 people (-48 people, -3.0% YOY) in 2013. Of those, 467 were gang members etc. (-95 people, -16.9%), and 94 were foreigners (-16 people, -14.5%) (National Police Agency investigation).

The number of smuggling crimes detected by customs in 2013 was 66 (down 20% YOY), and the quantity seized was approximately 13kg (down 90% YOY) [See Chart 2] .

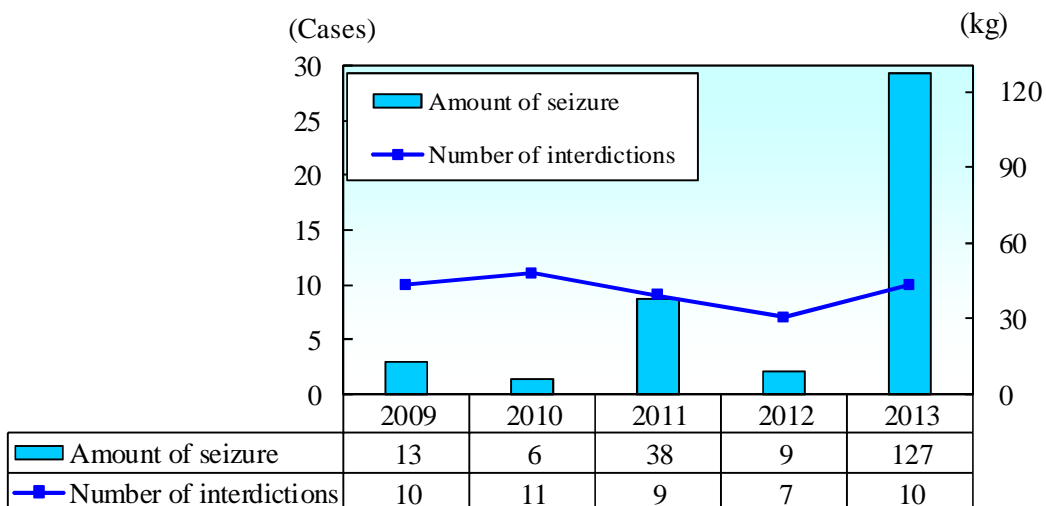
[Chart 2 : Transition in the amount of seizure and the number of interdictions for cannabis]



(3) Other Illicit Drugs (cocaine, heroin,α-PVP)

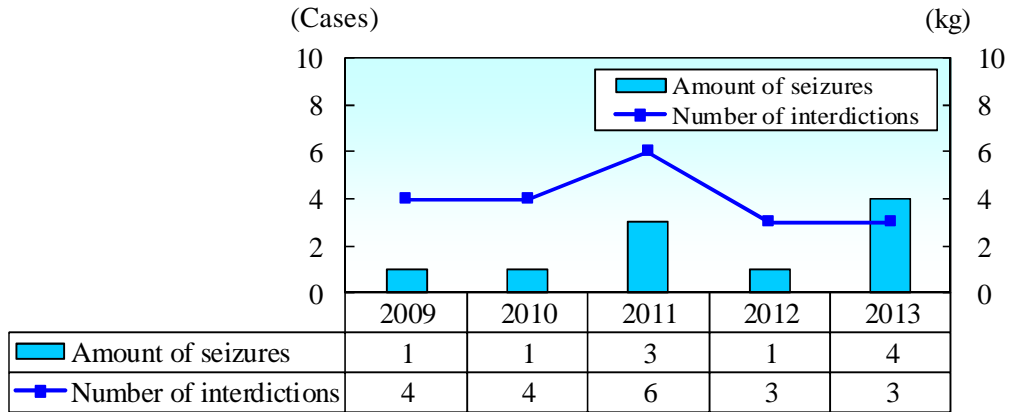
[1] The number of cocaine smuggling crimes detected by customs in 2013 was 10 (up 43% YOY), and the quantity seized was approximately 127 kg (up 13.5 times, YOY) [See Chart 3] .

[Chart 3 : Transition in the amount of seizure and the number of interdictions for cocaine]



[2] The number of heroin smuggling crimes detected by customs in 2013 was 3 (100% YOY), and the quantity seized was approximately 4 kg (up 3.7 times, YOY) [See Chart 4] .

[Chart 4 : Transition in the amount of seizure and the number of interdictions for heroin]



[3] In 2013, customs detected 88 cases of smuggling “ α -PVP”, which has been newly designated as a narcotic. This large number of cases accounted for around 7 in 10 of the total number of narcotics crimes (128 cases).

3. Trends in Firearms Smuggling

The number of handguns seized, including those seized from gangs, is on a long-term downward trend, but increased to 471 guns (+98 guns, +26.3% YOY) in 2013. Of those, 332 guns were genuine handguns (of which 13 were smuggled) (+23 guns, +7.4%), and 139 were replicas (+75 guns, +117.2%) (National Police Agency investigation). Four firearm smuggling crimes were discovered in 2013 (up 33% YOY), and the quantity seized was 6 firearms (up 50% YOY) [See Chart 5] .

[Chart 5 : Transition in the number of seizure and the number of interdictions for firearms]

