

# I . INTERDICTIONS OF ILLICIT DRUGS AND FIREARMS SMUGGLING IN 2012

## 1. Number of Interdictions

### ( 1 ) Summary

#### **【Interdictions of major illicit drugs and firearms smuggling】**

The number of interdictions for cases of smuggling of illicit drugs decreased by 6% to 308 in 2012 as compared with those in 2011. The seizure amount of powdered drugs such as stimulants and cannabis was about 626 kg, up 23% from the previous year. The seizure amount of tablet drugs such as MDMA and psychotropics was 16 thousand tablets, down 11% from the previous year. The number of interdictions for cases of smuggling guns was 3 (same amount of increase from the previous year), and the seizure amount was 4 guns in total (same amount of increase).

#### [Stimulant cases]

The number of interdictions for cases of smuggling stimulants was 141, and the seizure amount was about 482kg.

- ⇒ **“Scale-up trend”** by smuggling fences
  - In contrast from the decreasing number of interdictions, the seizure amount has reached a 10-year high
- ⇒ The seizure amount for cases of airplane passengers smuggling stimulants has been **“over 200kg for the 3<sup>rd</sup> consecutive year”**
  - 84 interdictions, about 204kg seized (3<sup>rd</sup> highest ever)
- ⇒ **“Shift”** trend involving cases of smuggling by smugglers
  - Sharp decline in cases of smuggling involving “European” or “young person” smugglers
  - Increase in smugglers “serving Central America”, primarily Mexico
- ⇒ **“Sharp increase”** in the number of interdictions for cases of smuggling stimulants via international postal mail
  - 31 interdictions, about 35kg seized (both the 2<sup>nd</sup> highest ever)

#### [Cannabis cases]

- ⇒ The number of interdictions for cases of smuggling cannabis was 82, and the seizure amount was about 132kg.
  - The number of interdictions for cases involving cannabis have **“increased”** in continuation from the previous year

#### [Narcotics cases]

- ⇒ The number of interdictions for cases of smuggling narcotics was 46, and the seizure amount was about 11kg and about 4,000 pills.
  - The number of interdictions and seizures involving cocaine and heroin have **“decreased”**
  - The overall number of interdictions involving narcotics have **“increased”**

## ( 2 ) Interdiction of Major Illicit Drugs and Firearms

Type		Year					compared to 2011
		2008	2009	2010	2011	2012	
Stimulants	Cases	110	164	152	185	141	76%
	kg	408	333	322	402	482	120%
Cannabis	Cases	123	111	59	71	82	115%
	kg	87	52	27	57	132	233%
Herbal cannabis	Cases	96	87	45	57	58	102%
	kg	63	40	2	6	104	17.1 times the amount in the previous year
Cannabis resin	Cases	27	24	14	14	24	171%
	kg	24	12	25	51	29	57%
Opium	Cases	-	4	2	2	-	Total reduction
	kg	-	3	3	4	-	Total reduction
Narcotic	Cases	46	93	50	37	46	124%
	kg	3	15	11	44	11	25%
	Thousand tablets	142	83	16	5	4	76%
Heroin	Cases	4	4	4	6	3	50%
	Thousand tablets	1	1	1	3	1	33%
Cocaine	Cases	7	10	11	9	7	78%
	kg	2	13	6	38	9	25%
MDMA, etc	Cases	15	4	2	4	5	125%
	kg	-	0	-	2	0	8%
	Thousand tablets	139	31	0	0	0	100%
Ketamin	Cases	5	4	10	1	8	800%
	kg	0	0	4	0	0	254%
Methylone	Cases	-	29	3	3	2	67%
	kg	-	0	0	1	-	Total increase
	Thousand tablets	-	1	-	-	0	Total increase
Other	Cases	15	42	20	14	21	150%
	kg	0	0	0	0	0	62.5 times the amount in the previous year
	Thousand tablets	3	51	16	5	4	73%
Psychotropics	Cases	34	30	33	31	39	126%
	kg	-	-	1	2	-	Total reduction
	Thousand tablets	20	10	14	13	12	94%
Total	Cases	313	402	296	326	308	94%
	kg	498	403	364	509	626	123%
	Thousand tablets	162	93	30	18	16	89%
Reference(number of use)	10,000times	1,388	1,191	1,133	1,550	1,701	110%
Firearms	Cases	1	2	-	-	3	Total increase
	Guns	1	2	-	-	4	Total increase
Pistols	Cases	1	2	-	-	3	Total increase
	Guns	1	2	-	-	4	Total increase
Firearmsparts	Cases	3	1	-	1	3	300%
	Items	3	2	-	1	3	300%

(Note) 1 The figures include quantities seized not only in smuggling cases interdicted by Japan Customs but also in smuggling cases interdicted by the police and other law enforcement agencies in collaboration with Customs.

2 Stimulants includes stimulants and their raw materials.

3 "MDMA, etc." represents the total amount of MDMA, MDA and MDE.

4 Ketamine was designated as a narcotic under the Narcotics and Psychotropics Control Act in March 2006. The designation took effect in January 1 of the following year.

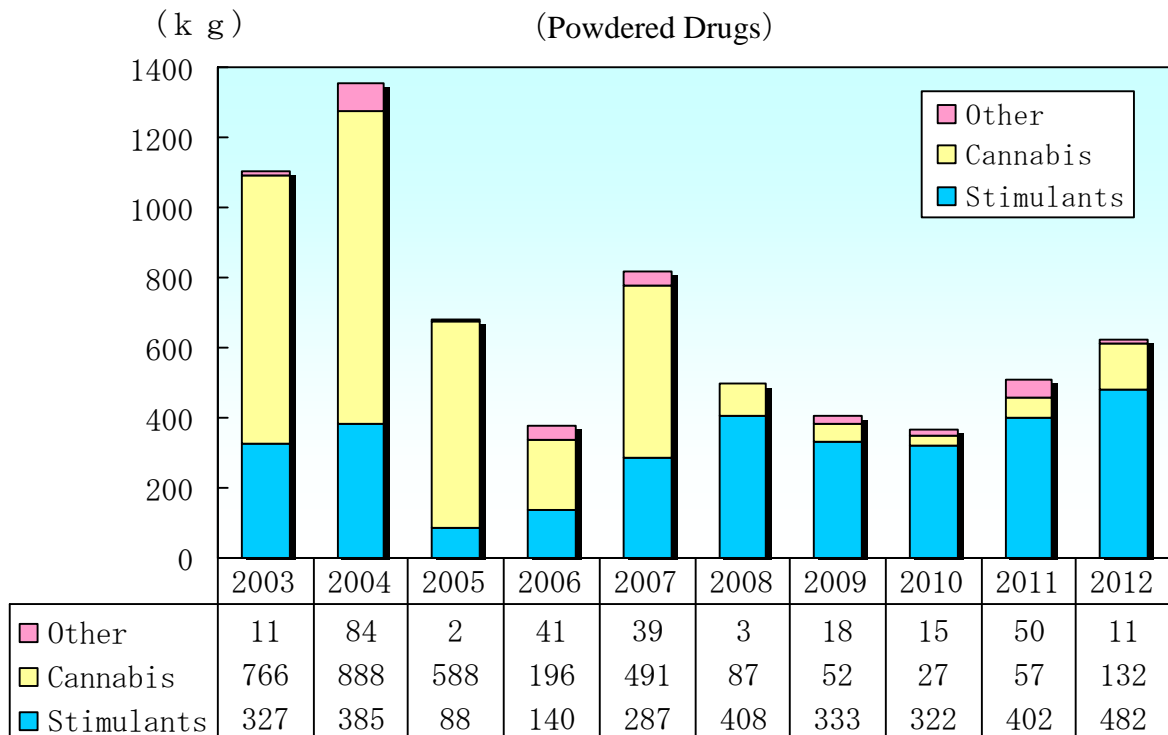
5 Methylone was designated as a narcotic under the Narcotics and Psychotropics Control Act in January 2007. The designation took effect in February 3 of the same year.

6 "Reference (number of use)" represents the total use of the following illicit drugs, calculated from the average amount an abuser uses at one time.  
(stimulant: 0.03 g; herbal cannabis: 0.5 g; cannabis resin: 0.1 g; heroin: 0.01 g; cocaine: 0.3 g; opium: 0.3 g; MDMA and psychotropic: 1 tablet)

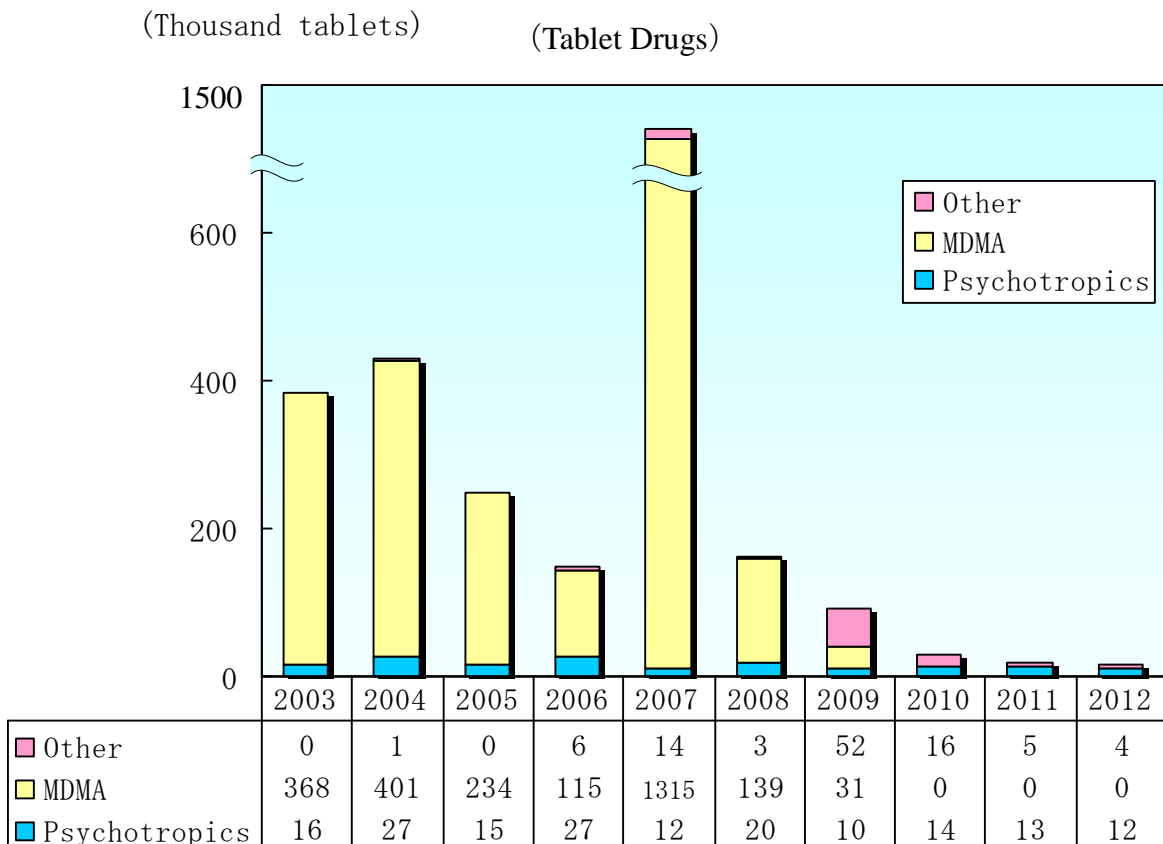
7 Some figures may not be accurate due to rounding.

8 "0" means 500 g or less, while "-" means nil.

### ( 3 ) Transition in Amount of Seizures for Major Smuggled Illicit Drugs



※Other includes narcotics(such as heroin and cocaine) and opium.



※“Other” includes narcotics excluding MDMA (heroin, cocaine, etc.).

## 2. Trends in Illicit Drug Smuggling

### (1) Stimulants

- Seizure amounts from cases of smuggling stimulants is at a 10-year high
- Numerous interdictions of large-scale cases, primarily smuggling cases by airplane passengers and commercial cargo
- There has been a sharp rise in smuggling cases involving international postal mail. Additionally, in a reversal from the previous year, there has been a decrease in cases involving European or young person smugglers
- Increase in smugglers serving Central America, primarily Mexico

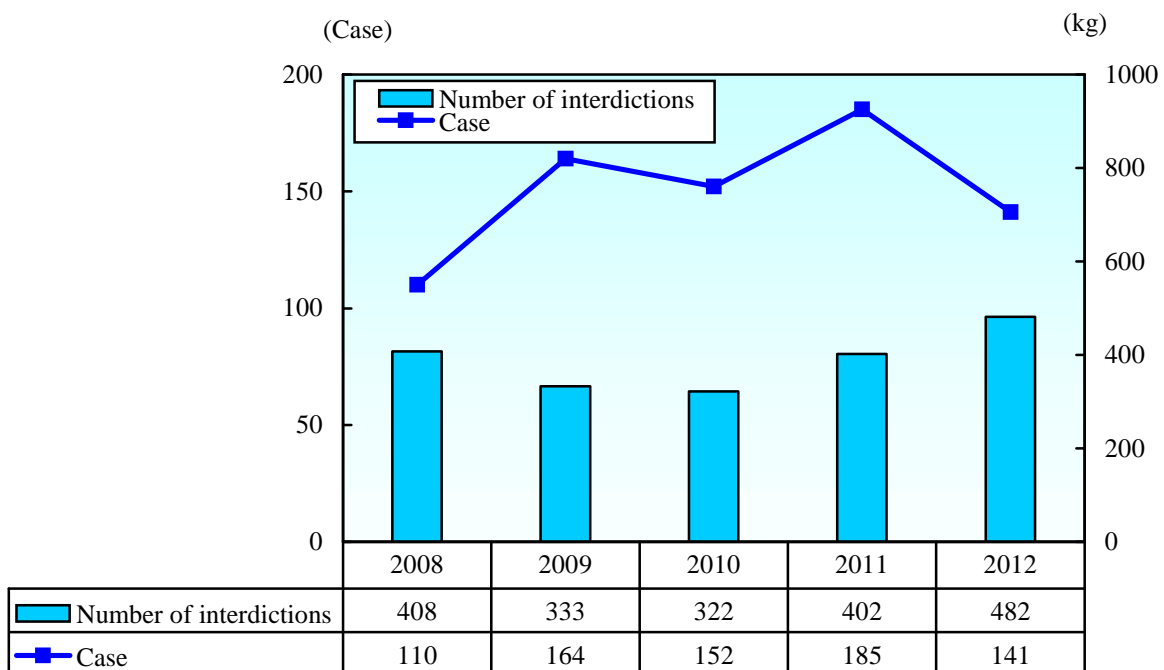
A total of 11,577 people were arrested for stimulant-related crimes in 2012, a slight decline in comparison with the previous year (-257 people, -2.3%). The number of people arrested for stimulant-related crimes has seen a long-term decline from the 3<sup>rd</sup> postwar wave of stimulant abuse which peaked in 1997, after which the numbers almost fully have leveled off in recent years.

In addition, of the people arrested for stimulant-related crimes during 2012, while there had been a rising trend of organized crime group member involvement in recent years, these numbers declined slightly with 6,373 people arrested total (-180 people, -2.7%). Also, the number of 617 foreign nationals arrested have decreased (-93 people, -13.1%). (C Note: National Policy Agency survey)

There were 141 smuggling cases interdicted at customs in 2012 (decrease of 24% from the previous year), and about 482kg of contraband seized (20% increase in the same time frame) [See chart 1] .

[Chart 1 : Transition in the amount of seizure and

the number of interdictions for stimulant smuggling]



While this represents a decrease from the prior annual high of 185 interdictions from the previous year, the total seizure amount reached a 10-year high due to large-scale crimes and numerous interdiction events.

As for smuggling by category, because the 'European' or 'young person' smugglers have sharply declined, interdictions of airplane passengers have greatly decreased. On the other hand, smuggling-related offenses involving international postal mail and commercial cargo have increased proportionally.

With regard to locations of origin, Europe, African countries and China have continued to comprise a high level of the interdiction events in recent years. In addition to these areas, Central American nation-related interdictions are also on the rise, and it is surmised that smuggling plots aimed at Japan are being made in each of these regions.

Note: The National Police Agency data is from its report "Drugs and Firearms in 2012". Citations hereafter also refer to the same report

**( 2 ) Cannabis (herbal cannabis and cannabis resin(hashish))**

- **Increase in the number of interdictions and seizure amount, in continuation from the previous year**
- **High % of interdictions involve cannabis from the USA or cannabis resin from India**
- **Greatest number of interdictions and highest seizure amount are international mail and airplane passengers, respectively**

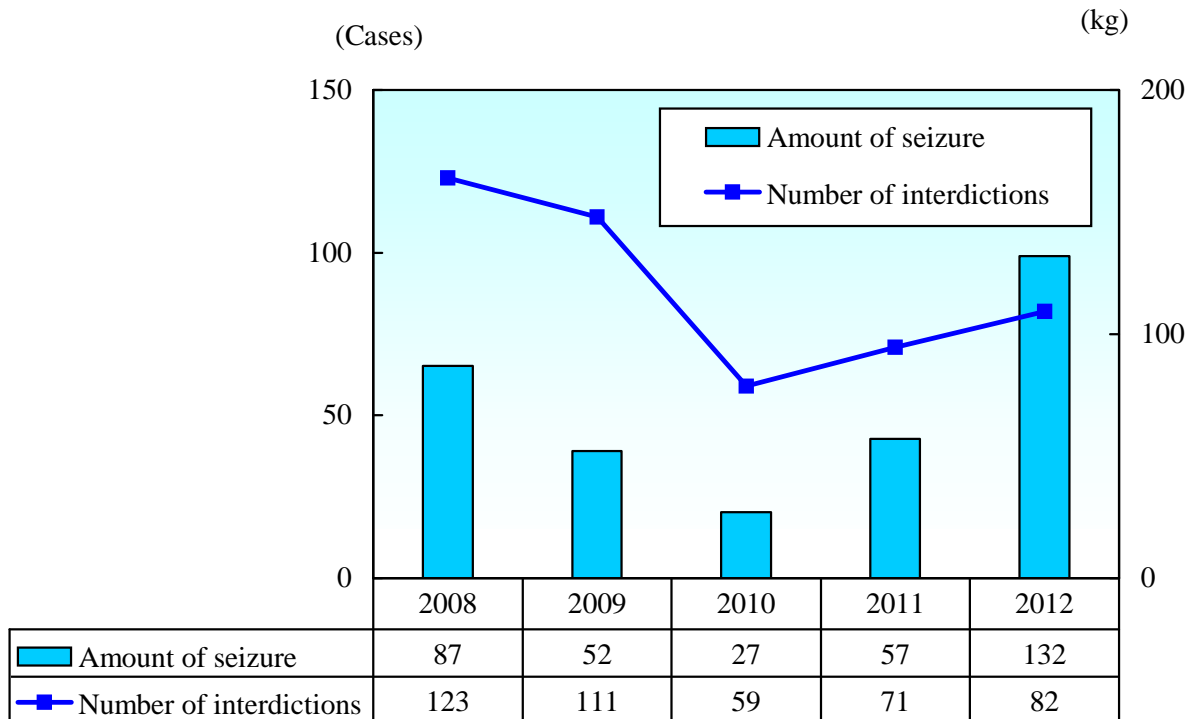
While the number of people arrested for cannabis-related crimes has seen a long-term rising trend, this trend has shifted towards a decline in recent years since its peak in 2009, with 1,603 people arrested for cannabis-related crime in 2012 (-45 people in comparison with the previous year, -2.7%). Of these arrests, 562 people were associated with organized crime groups (-52 people, -8.5%), and 110 people were foreign nationals (+6 people, +5.8%). (according to the National Police Agency data)

There were 82 smuggling-related cases interdicted at customs in 2012 (increase of 15% from the previous year), with about 132kg seized (same 2.3x), demonstrating a large increase in continuation from the previous year. [See Chart 2] .

With regard to origin locations, cannabis from the USA and cannabis resin from India have each comprised a large proportion of interdictions.

In addition, as for smuggling by category, there have been numerous smuggling entry attempts, with interdictions involving international postal mail, and seizures involving airplane passengers.

[Chart 2 : Transition in the amount of seizure and the number of interdictions for cannabis]



**( 3 ) Tablet-type Synthetic Drugs such as MDMA (including MDA and MDE)**

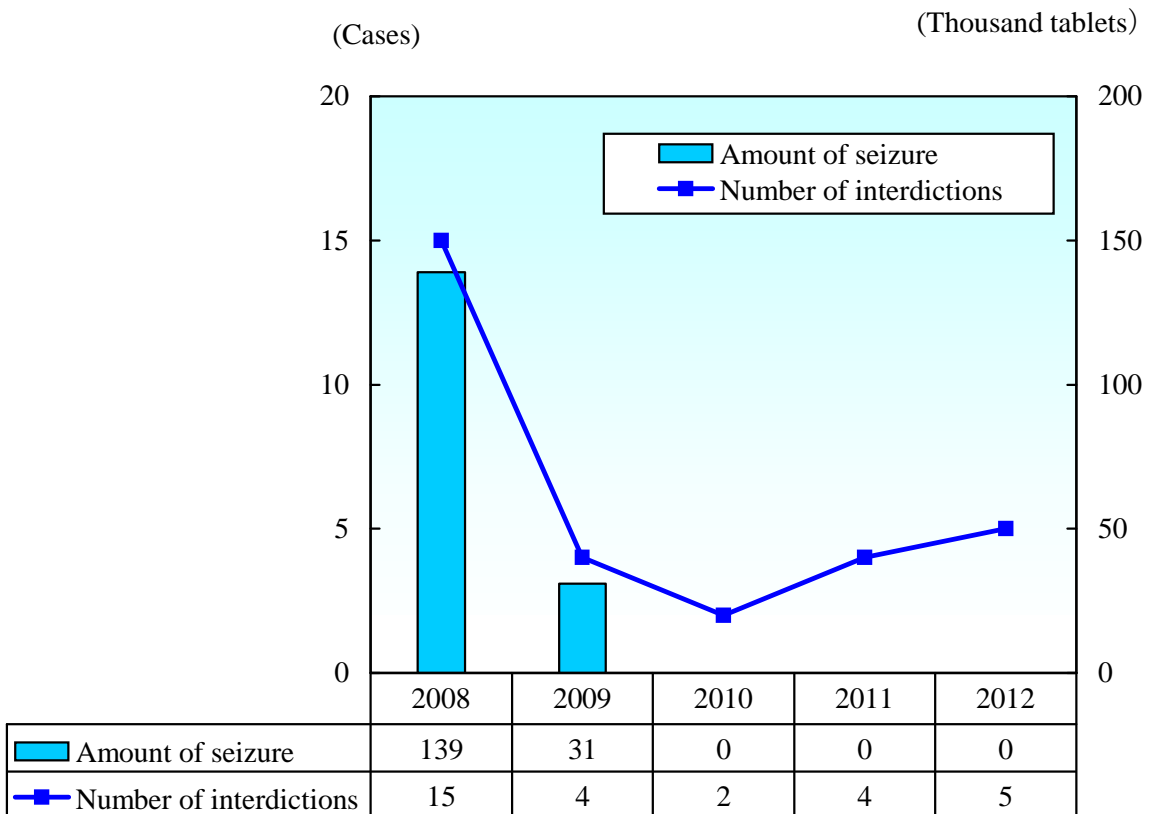
- **Number of interdictions increased, while seizure amount has leveled off**
- **2 interdictions involving drugs from Taiwan**
- **Concealment tactics include wrapping items around one’s person or concealment via swallowing**

MDMA (commonly known as "Ecstasy") is a synthetic drug that has pharmacological effects similar to stimulants.

There were 5 smuggling cases interdicted in 2012 (increase of 25% from the previous year), and 9 pills were seized (same as the previous year) [See chart 3] .

As for origin location, there were 2 interdictions from Taiwan, and 1 interdiction each from Thailand, France and Canada. Method of concealment was either wrapping items around the body or via swallowing, etc.

**[Chart 3 : Transition in the amount of seizure and the number of interdictions for MDMA and other drugs]**

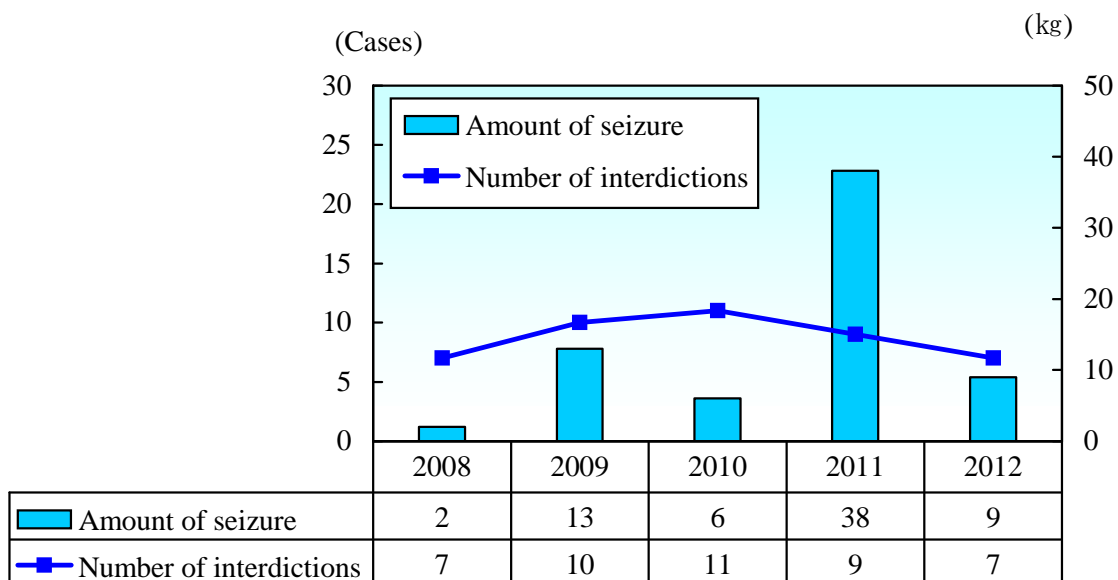


(Note 1) “0” means less than 500tablets.

#### ( 4 ) Other Illicit Drugs ( cocaine,heroin,opium,psychotropics)

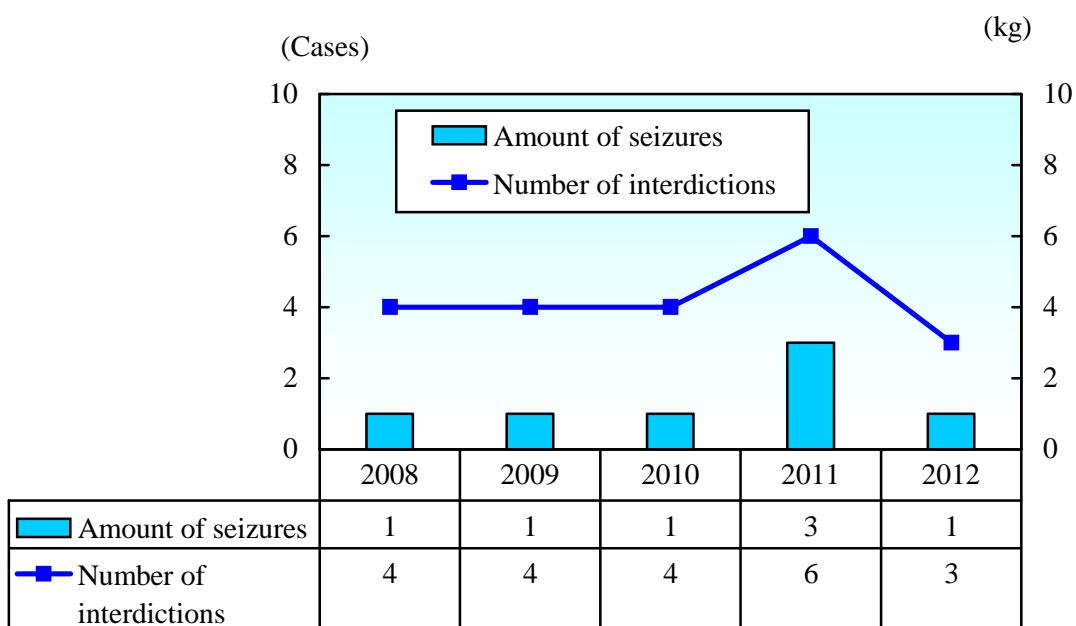
Most of the coca leaves that are the raw material of cocaine are grown illegally in Columbia, Peru and Bolivia. There were 7 smuggling cases interdicted in 2012 (decrease of 22% from the previous year), and about 9kg were seized (same 75% decrease) [See Chart 4] .

[Chart 4 : Transition in the amount of seizure and the number of interdictions for cocaine]



As for heroin, the major production locations are said to be the "Golden Triangle" connecting Thailand, Laos and Myanmar, and the "Golden Crescent" connecting Afghanistan, Pakistan and Iran. There were 3 heroin smuggling cases interdicted in 2012 (decrease of 50% from the previous year), and about 1kg was seized (67% decrease in the same period) [See Chart 5] .

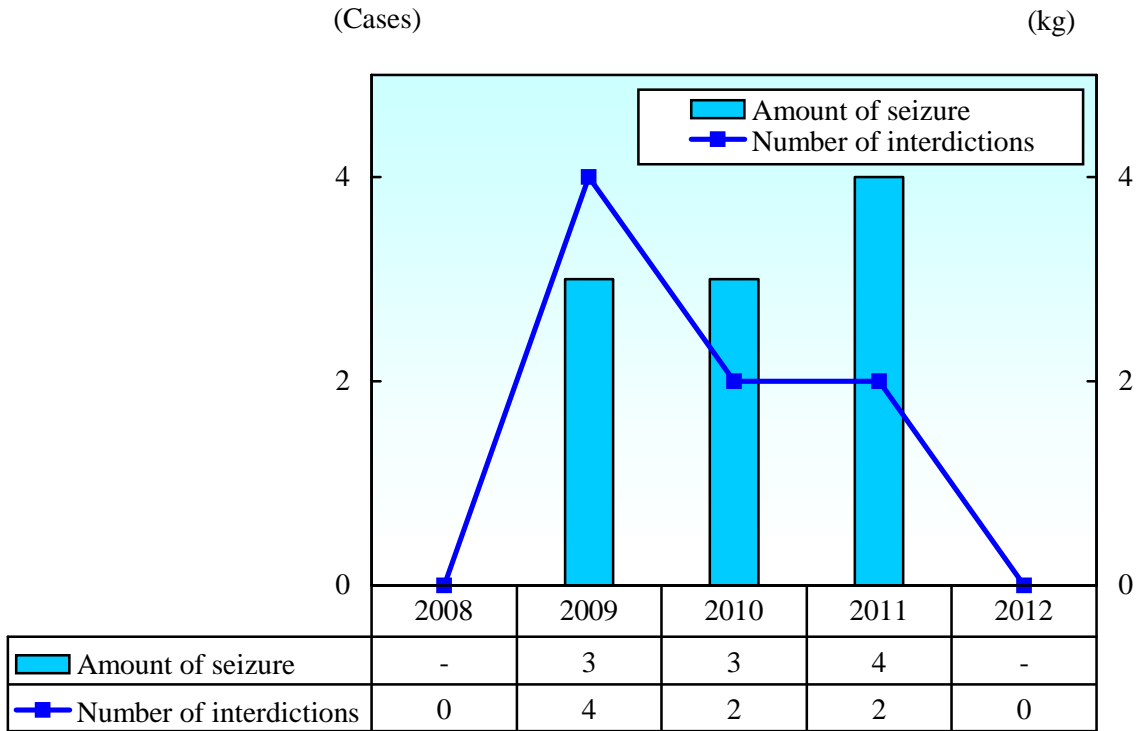
[Chart 5 : Transition in the amount of seizure and the number of interdictions for heroin]





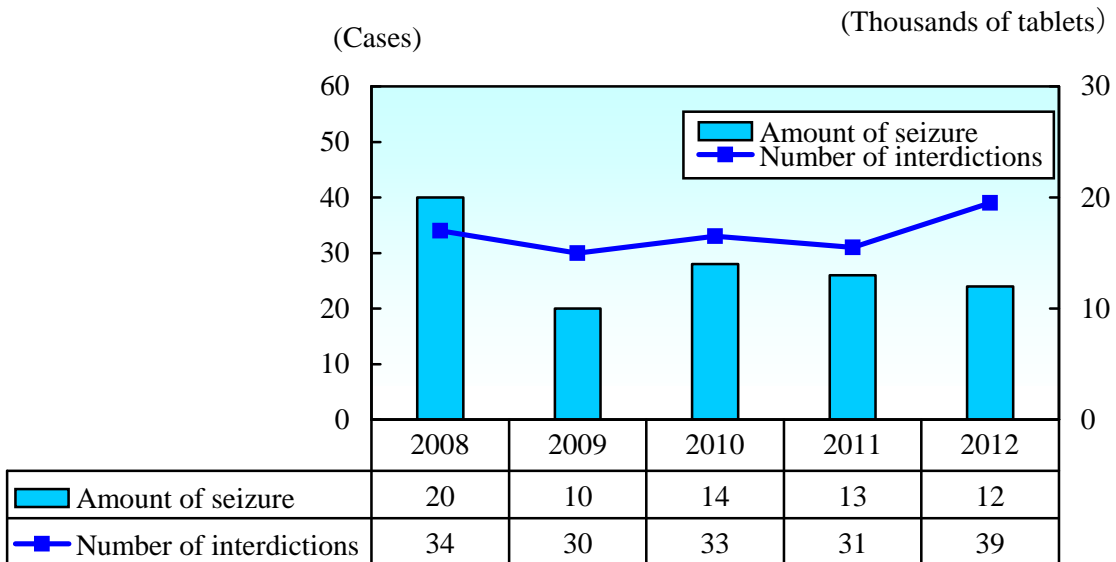
As for opium, like heroin, the major production locations are said to be the "Golden triangle" and the "Golden Crescent." There were no opium smuggling cases interdicted in 2012 [See Chart 6] .

[Chart 6 : Transition in the amount of seizure and the number of interdictions for opium]



Psychotropics is a generic term for substances which have tranquilizing, stimulative or hallucinatory effects on the central nervous system. There were 39 smuggling cases interdicted in 2012 (increase of 26% from the previous year), and about 12,000 pills were seized (6% decrease in the same period) [See Chart 7] .

[Chart 7 : Transition in the amount of seizure and the number of interdictions for psychotropics]



### 3. Trends in Firearms Smuggling

The number of firearms seized, with seizures involving organized crime group members included, has seen a long-term decreasing trend, with the number of guns seized in 2012 decreasing to 373 (-53 guns compared with the previous year, -12.4%). Of these, there were 309 unmodified genuine handguns (including 18 units manufactured illegally) (-66 from the previous year, -17.6%), and 64 modified handguns (+13). Guns seized from organized crime group members (-28 from the previous year, -22.8%) decreased to 95.(according to the National Police Agency data).

There were 3 handgun smuggling cases interdicted in 2012 (same amount of increase from the previous year), and 4 guns were seized (same amount of increase) [See Chart 8] .

[Chart 8 : Transition in the number of seizure and the number of interdictions for firearms]

