Enhancement for Reporting Scheme of "Advance Cargo Information"

February 2018

Customs and Tariff Bureau, Ministry of Finance
Nippon Automated Cargo And Port Consolidated System, Inc.

<Table of Contents> Advance Cargo Information

Reporting Scheme of “Advance Cargo Information” via NACCS

Ⅰ. Outline of Reporting Methods

Ⅱ. Overall Image of Reporting Methods

Ⅲ. Procedure Flow for Import Air Cargo（New & Current）

Ⅳ. Features for Each Connection Type

Ⅴ. Submission of “Application Form for using Aviation EDI Network” and Image of Message Conversion

Ⅵ. Update (Addition, Correction and Deletion) of Advance Cargo Information

Ⅶ. Procedures for Calling-up Registered Advance Cargo Information to be used for The Following Procedures

Ⅷ. New Inquiry Procedures

Ⅸ. Schedule

<Reference Material> Enhancement for Reporting Scheme of “Advance Cargo Information”

I. Outline of Reporting Methods (1)

1. Procedure Specification

（1） Advance Cargo Information (MAWB) Registration

For Advance Cargo Information (MAWB) Registration, existing procedure code “ADM01” will be used. Please note that there are some points of modification for “ADM01” procedure as follows;

① Input condition for “Consignor & Consignee NAME and ADDRESS” will be changed from conditionally to mandatory.

② ”ADM01” procedure via Aviation EDI Network will get available.

③ Information inputted in “ADM01” procedure will not be registered to “Cargo Information DB” but will solely be registered to newly made “Advance Cargo Information DB” to be submitted to Japan Customs.
”Advance Cargo Information DB” will be separately made so as to prevent “Cargo Information DB” from being affected by Aviation EDI Network.

④ Advance Cargo Information registered by “ADM01” procedure will be able to be called-up and used for Cargo Information Registration by “AWB Information Registration (ACH)” procedure.

⑤ As for registration to existing “Cargo Information DB”, existing procedure code “AWB Preliminary Information Registration (AAW)” and “Update Registered AWB Information (ACH)” will be used. Please note that there are some points of modification for AAW procedure.

（2） Advance Cargo Information (House Manifest) Registration.

For Advance Cargo Information (House Manifest) Registration, new procedure “HDM01” will be made. Brief information on this new procedure is as bellow;

① Although Input Fields (filing items) for “HDM01” procedure will be the same as “HAWB Information Registration (HCH01)” procedure, input conditions for some Input Fields are different.

② Implementer of “HDM01” is Captain (Airline companies on behalf of the Captain).

③ “HDM01” procedure via Aviation EDI Network will get available.

④ Advance Cargo Information inputted in “HDM01” procedure will not be registered to “Cargo Information DB” but will solely be registered to “Advance Cargo Information DB” to be submitted to Japan Customs.

⑤ Advance Cargo Information registered by “HDM01” procedure can not be re-used for the following procedures.

（3） Update Registered Advance Cargo Information (Addition, Correction and Deletion)

① Update of registered Advance Cargo Information is possible until completion of ACH procedure.

② Once ACH procedure is completed, update of Advance Cargo Information is not required.

③ Updating registered Advance Cargo Information can solely be done by NACCS users in Japan. That is to say, update via Aviation EDI Network by airline company in abroad is Not possible.

Ⅰ. Outline of Reporting Methods (2)

（4）New Update Procedures
New procedures for updating (addition, correction and deletion of) Advance Cargo Information (MAWB/House Manifest) registered by “ADM01/HDM01” procedures will be made. “CAM01” procedure is for MAWB, and “CAH01” procedure is for House Manifest.

（5）New Inquiry Procedures
New procedures for inquiring Advance Cargo Information (MAWB/House Manifest) registered by “ADM01/HDM01” procedures will be made.

2. Reporting Methods
（1）”ADM01” and “HDM01” are available even via Aviation EDI Network. Both procedures allow for EDIFACT message.

（2）When an airline company makes filing from abroad using Aviation EDI Network, Cargo-IMP and Cargo-XML are available as a message format.
(Please refer to “Features for each connection type” on page 5）.

（3）When an airline company uses Aviation EDI Network, the following patterns are assumable.
① Both “ADM01” and “HDM01” are sent via Aviation EDI Network.
② “ADM01” is sent directly to NACCS and “HDM01” is sent via Aviation EDI Network.
③ “HDM01” is sent directly to NACCS and “ADM01” is sent via Aviation EDI Network.

（4）For using Aviation EDI Network, submission of “Application form for using Aviation EDI Network (tentative name)” to Japan Customs will be required.

Ⅱ. Overall Image of Reporting Methods

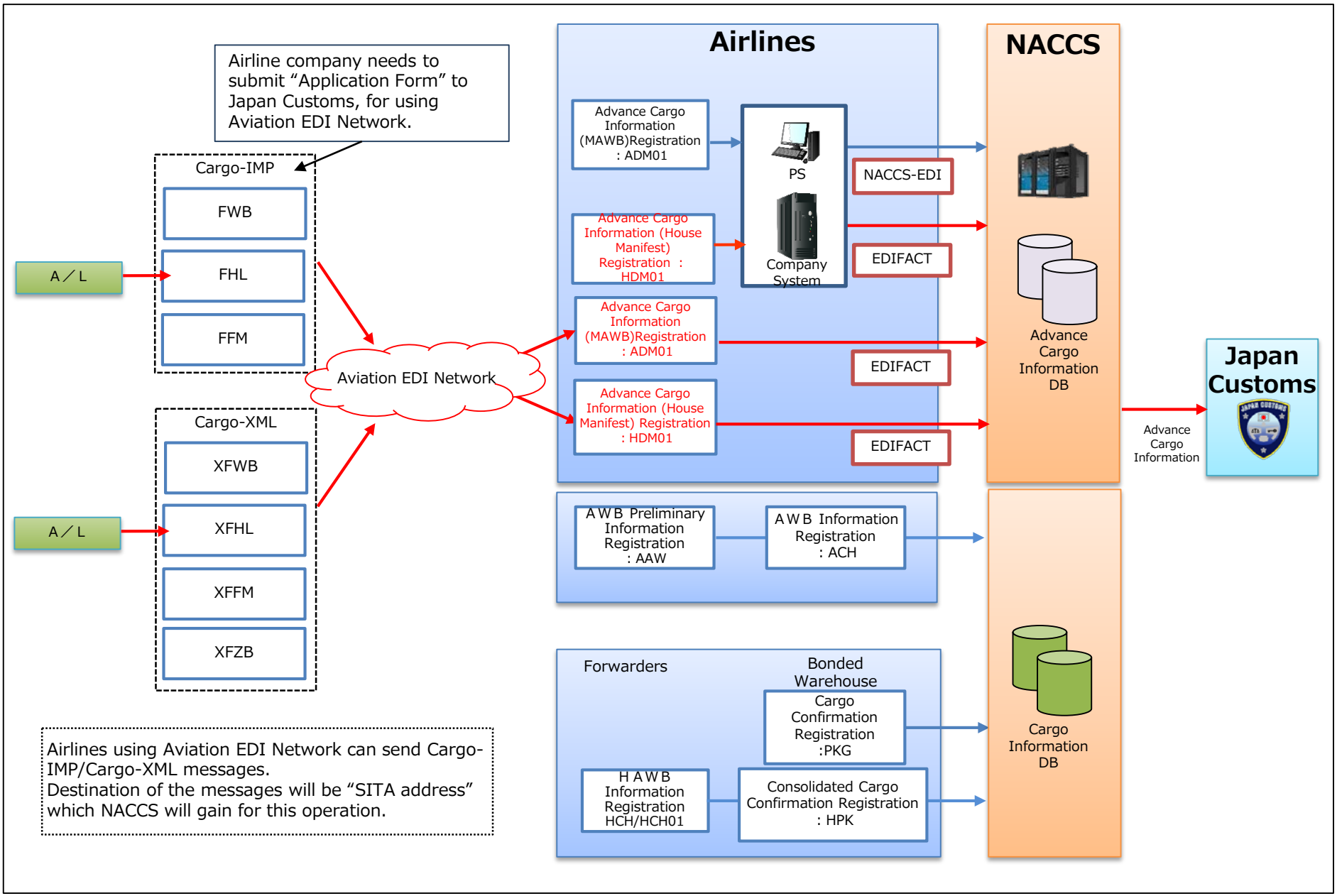

Ⅲ. Procedure Flow for Import Air Cargo（New & Current）

Current Procedure Flow for Import Air Cargo

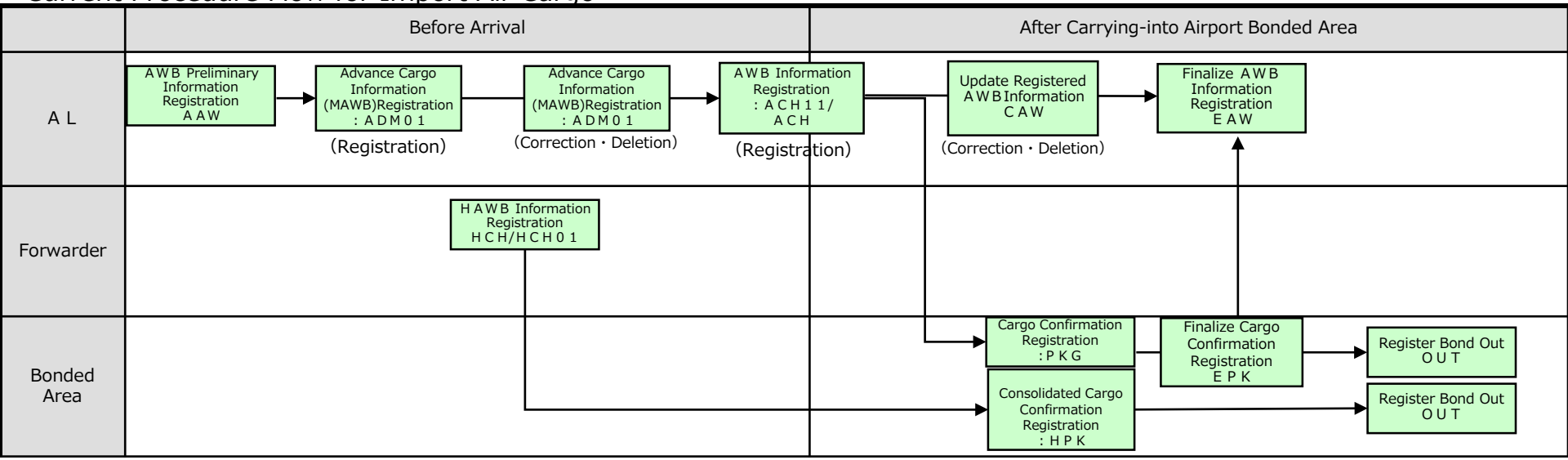

New Procedure Flow for Import Air Cargo

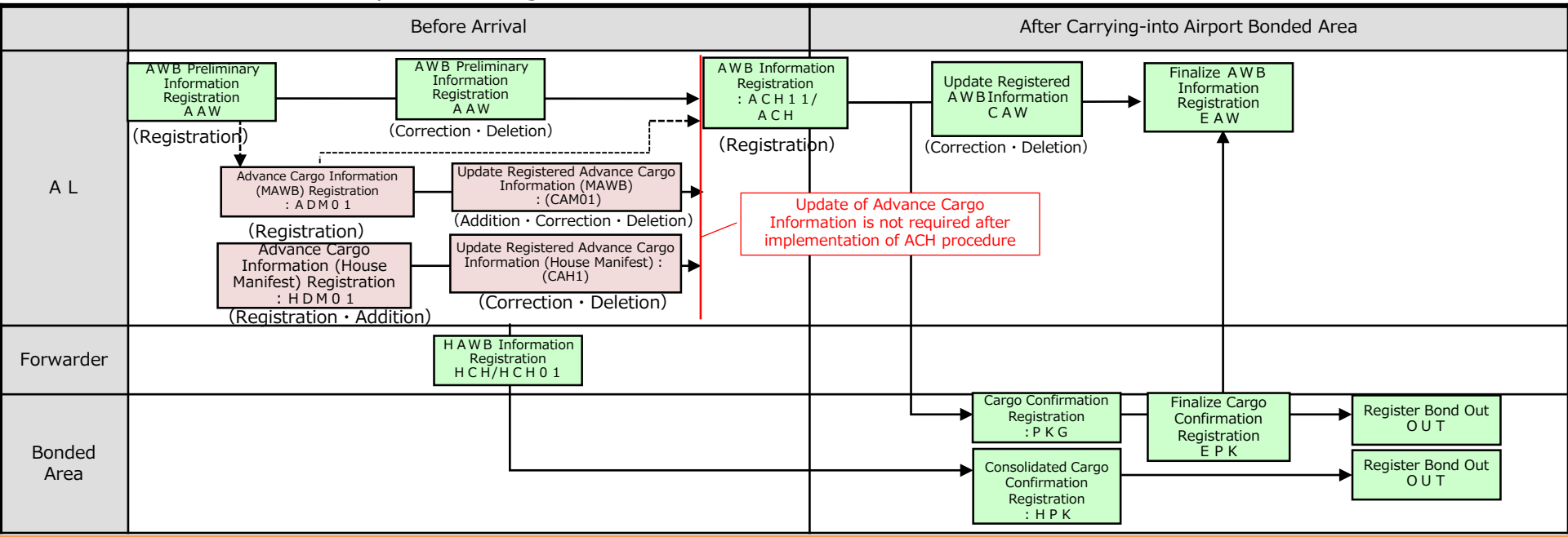

Ⅳ. Features for Each Connection Type

- Message format and access line for each connection type are as follows;

(※)SITA/ARINC etc.

Connection Type	Directly use NACCS		Via Aviation EDI Network (※)
	With NACCS Package Software	Via NACCS User's Company System	
Message Format	NACCS-EDI message → Available for "Interactive Processing Mode" users.	NACCS-EDI message → Available for "Interactive Processing Mode" and "E-mail Style Processing Mode" users. EDIFACT message → Available for "E-mail Style Processing Mode" users.	Cargo-IMP Cargo-XML etc.
Cargo-IMP (Version)	–	–	Cargo-IMP (No limitation on Edition) FFM FWB FHL All version acceptable
Cargo-XML (Version)	–	–	Cargo-XML (No limitation on Edition) XFFM XFWB XFHL **XFZB** All version acceptable
Access line	Internet line NACCS dedicated line	NACCS dedicated line ※Server for the company system must be located in Japan.	Aviation EDI Network
Customers' Development	Not Required	Required	Please make inquiry for each Service Provider
Cost	For using NACCS dedicated line, access line fee will have to be paid to NACCS Center.	Cost for development and access line installation will occur.	

V. Submission of “Application Form for using Aviation EDI Network” and Image of Message Conversion (1)

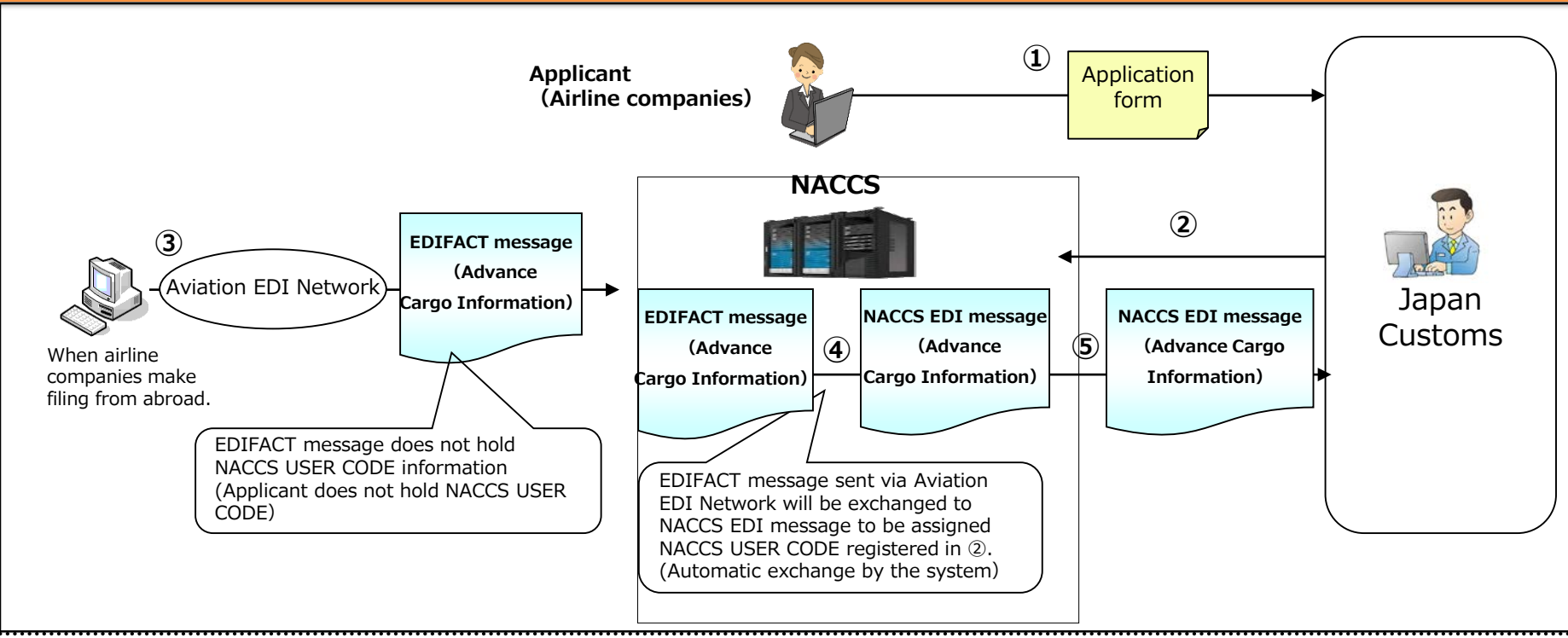

<Operation for date transmission via Aviation EDI Network>

① Airline companies (on behalf of the Captain) submit “application form for using Aviation EDI Network (tentative name)” to Japan Customs, so that Japan Customs can be aware of reporting methods chosen by the airline companies.
This “Application form” needs to be submitted for each Airport.

② Japan Customs will register information in the application form to NACCS system.

③ Via Aviation EDI Network, airline companies will send Advance Cargo Information to “SITA address” which NACCS Center will gain for this operation.

④ NACCS, after receiving EDIFACT messages (registered by ADM01/HDM01 procedure) from Aviation EDI Network, will conduct the followings;
(a) Exchange EDIFACT message to NACCS EDI message.
(b) Based on the information registered in ②, User Code of the filer will be assigned to NACCS EDI message made in (a).

⑤ NACCS will send the NACCS EDI message attached with the User Code to Japan Customs.

※ Submission of “Application form for using Aviation EDI Network” is not required if Aviation EDI Network is not chosen for reporting Advance Cargo Information.

Items in Application form for using Aviation EDI Network

No.	Items	Remarks	<Example 1> Both ADM01 and HDM01 are filed via Aviation EDI Network	<Example 2> GHA (consignee of Airline) file both ADM01 and HDM01 via Aviation EDI Network	<Example 3> Only HDM01 is filed via Aviation EDI Network
1	Airport Code	Setting data will be made in the unit of belonging Airport Code and Airline Company Code to be registered to NACCS.	NRT	NRT	NRT
2	Airline Company Code		XX	XX	XX
3	Filer	Setting User Code of Filer	1MXXX	1MZZZ (GHA on behalf of Airline XX)	1MXXX
4	Necessity of Output Information（for Filer）	Necessity of receiving outputting information such as error messages	Necessary	Necessary	Necessary
5	Will you use Aviation EDI Network for “ADM01” procedure?	Setting only for Aviation EDI Network users	Yes	Yes	No
6	Will you use Aviation EDI Network for “HDM01” procedure?	Setting only for Aviation EDI Network users	Yes	Yes	Yes

Ⅵ. Update (Addition, Correction and Deletion) of Advance Cargo Information

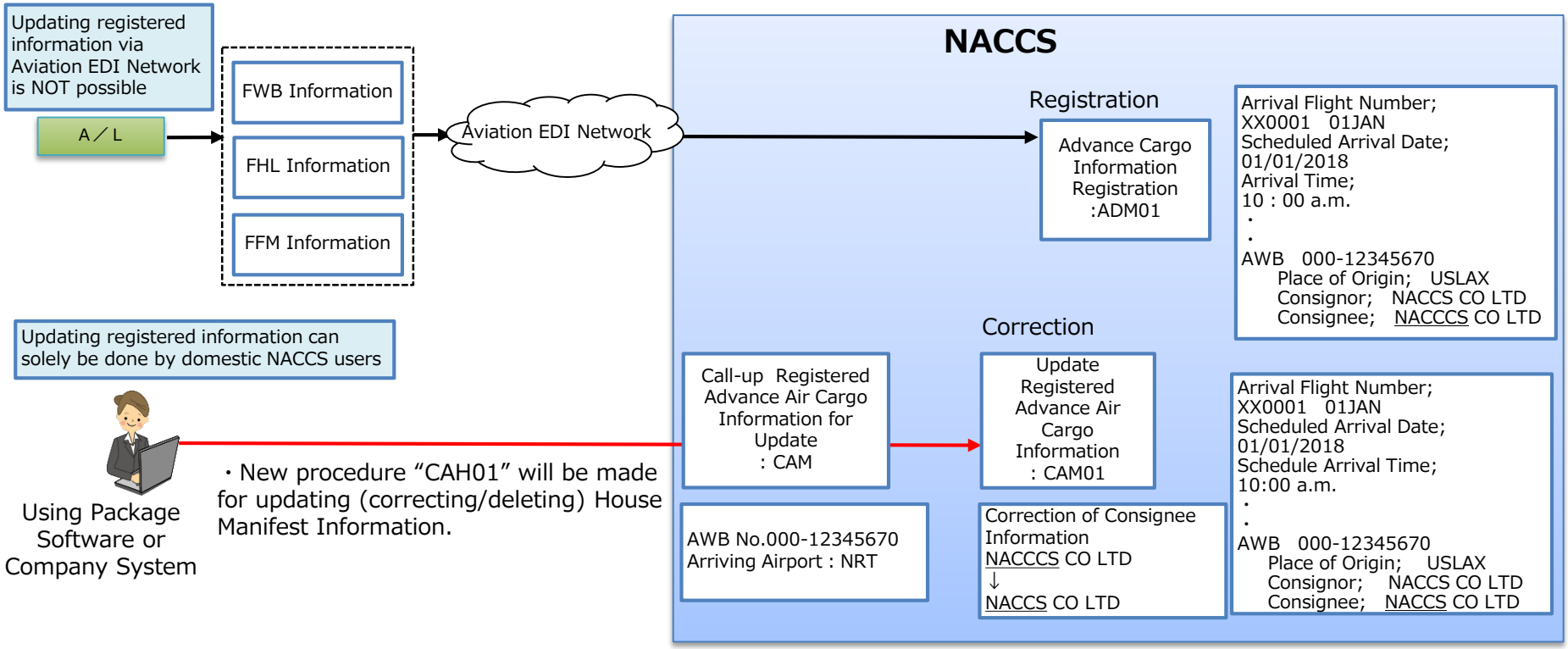

Flow for Update (Addition, Correction or Deletion) of registered Advance Cargo Information is as follows. Please note that updating registered information via Aviation EDI Network is NOT possible. Addition, Correction or Deletion for the registered information can solely done by domestic NACCS users.

1. Addition
   For additional filing, domestic NACCS users will perform new procedure “ADM01” or “HDM01” procedures.

2. Correction & Deletion
   For correction or deletion of Advance Cargo Information, domestic NACCS users will perform “Update Registered Advance Cargo Information (CAM01)” procedure for MAWB and “Update Registered Advance Cargo Information (House Manifest) (CAH01)” procedure for House Manifest.

*Above mentioned “Addition, Correction or Deletion” of registered Advance Cargo Information are not required after completion of “AWB Information Registration (ACH)” procedure.

When calling-up is done by a NACCS User in Japan who belongs to the same airline as the filer in abroad.

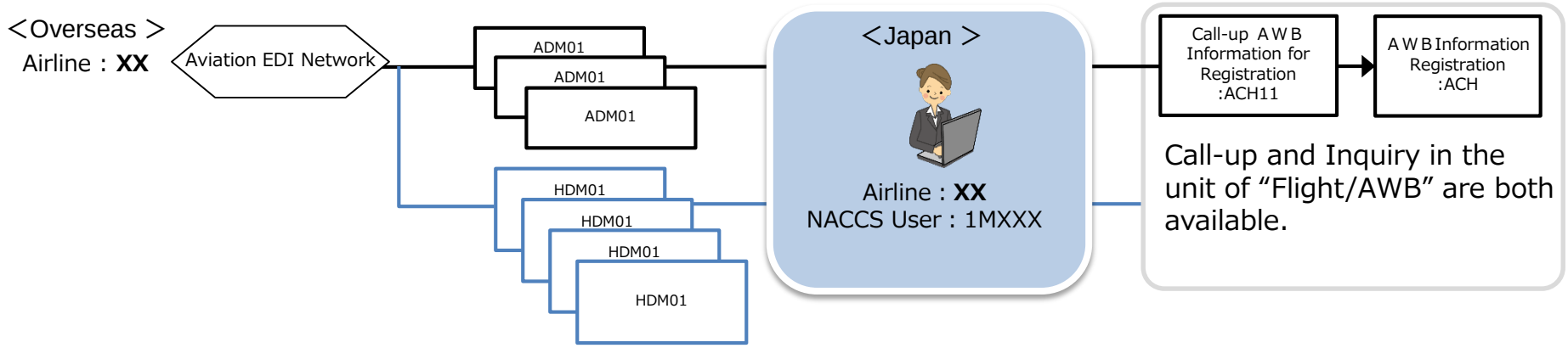

When Calling-up is done by a NACCS User in Japan who files Cargo Information on behalf of the airline.

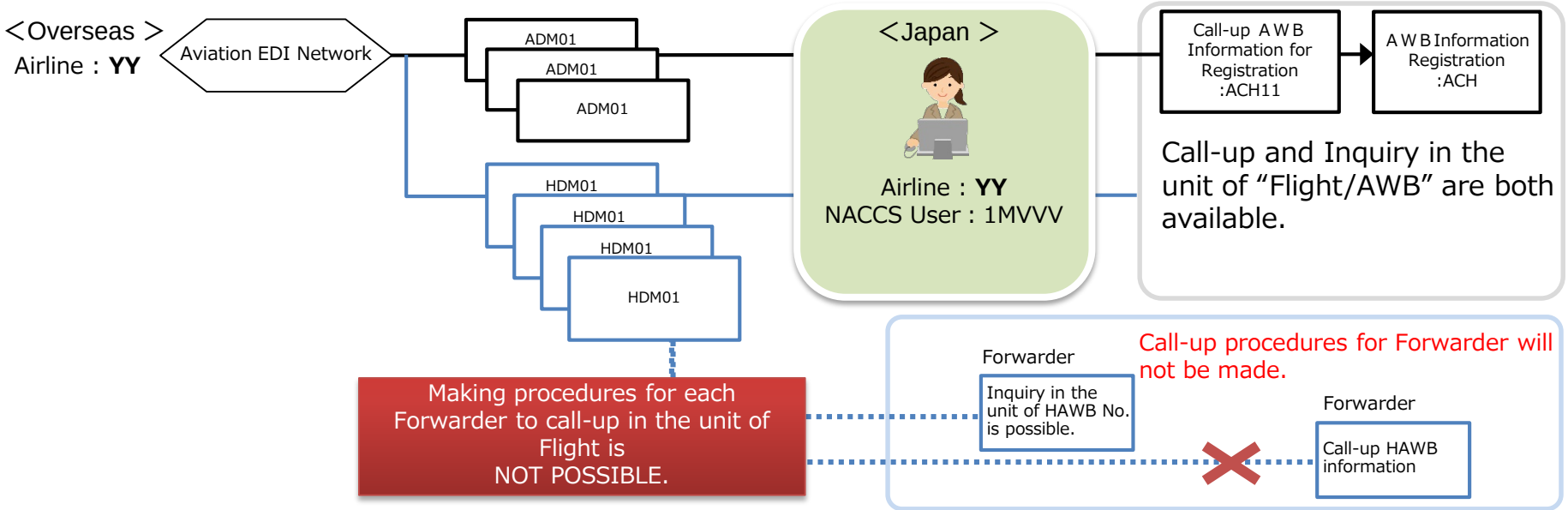

Making procedures for each Forwarder to call-up “HDM01” information for the following procedures had been considered. If calling up in the unit of flight get available, it will show all HAWB information loaded on the targeted flight, including other Forwarder’s HAWB information. So we concluded that we will not make call-up procedure, but will make an inquiry procedure in the unit of HAWB No. for Forwarder.

Ⅷ. New Inquiry Procedures

※New Inquiry Procedures are available for 2 days, including the date of registration.
※Written in Red, are procedures newly made for the enhancement.

	Registration procedure		DB for data storage	Inquiry Procedure (in the unit of Flight)		Inquiry Procedure (in the unit of AWB)	
	Procedure Code	Procedure Name		Procedure Code	Procedure Name	Procedure Code	Procedure Name
MAWB	ADM01	Advance Cargo Information Registration	~~・Inbound Flight Information~~ ~~・Import Cargo~~ ・Advance Cargo Information DB	~~IMF11~~ IAF11	~~・Inbound Flight Information Inquiry (AWB)~~ ・Inquiry about Inbound Flight Advance Cargo Information (AWB)	~~IAW~~ IAA	~~・Import Air Cargo Information Inquiry~~ Inquiry about Advance Cargo Information
	AAW	AWB Preliminary Information Registration	・Inbound Flight Cargo Information DB ・Import Cargo Information DB	IMF11	Inquiry about Inbound Flight Cargo Information (AWB)	IAW	Inquiry about Import Cargo Information
	ACH	AWB Information Registration	・Inbound Flight Cargo Information DB ・Import Cargo Information DB ・Export Cargo Information DB	IMF11	Inquiry about Inbound Flight Cargo Information (AWB)	IAW	Inquiry about Import Cargo Information
House Manifest	HDM01	Advance Cargo Information Registration (House Manifest)	・Advance Cargo Information DB	IAF12	Inquiry about Inbound Flight Advance Cargo Information (House Manifest)	IAA	Inquiry about Advance Cargo Information
	HCH01	HAWB Information Registration	・Import Cargo DB ・Export Cargo DB	IMF12	Inquiry about Inbound Flight Cargo Information (HAWB)	IAW	Inquiry about Import Cargo Information

Ⅸ. Schedule

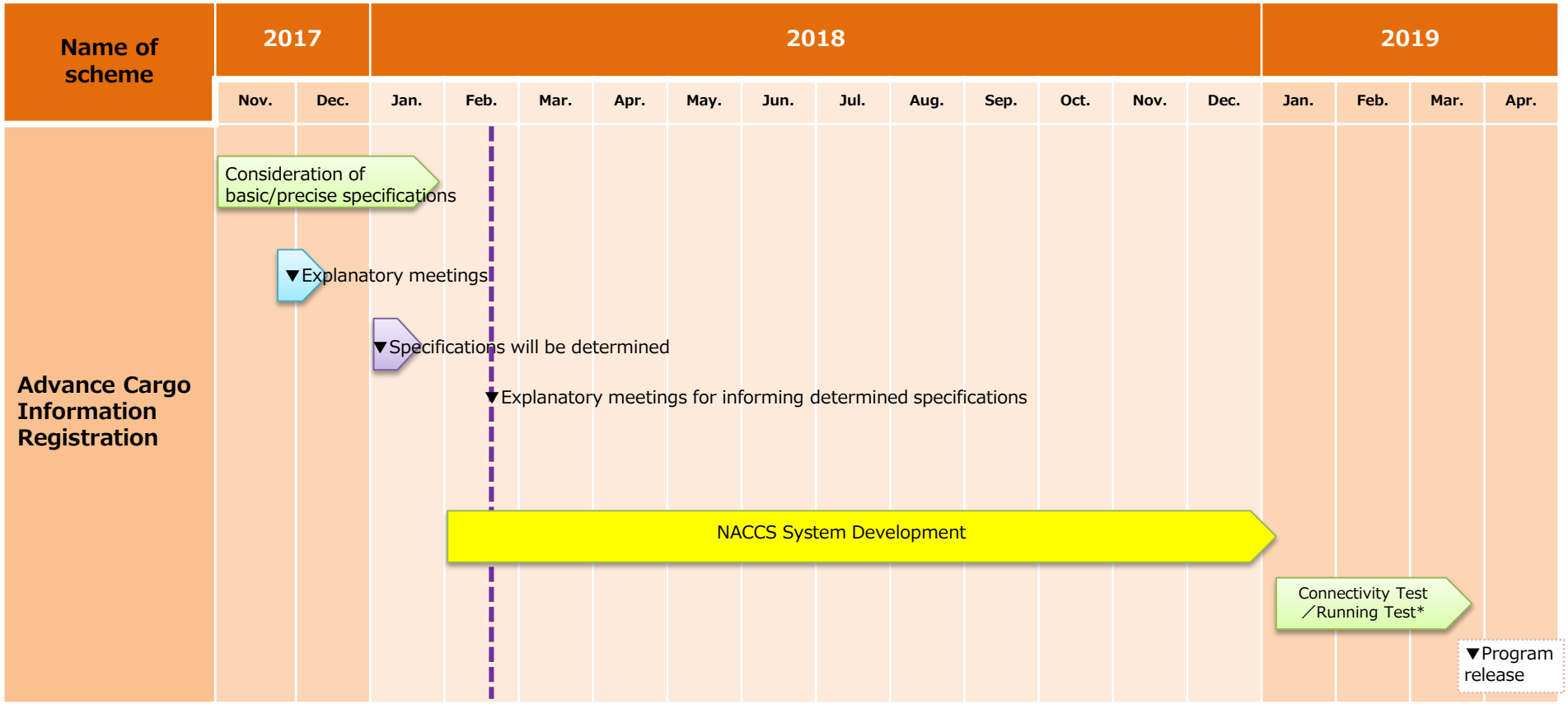

＊Connectivity Test and Running Test will be implemented by company system users (package software users are excluded from the target of tests.)

<Reference Material> Enhancement for Reporting Scheme of "Advance Cargo Information" (1)

Main points of change (to be implemented in 2018 fiscal year)

1. Increase target items for filing
   - As for MAWB, filing of Consignor/Consignee Name and Address will be mandatory.
   - House Manifest Information will become the target of filing.

2. Filing via NACCS will get mandatory
   - In principle, manifest information of air cargo will have to be filed through NACCS.

Division	Obligation	Reporter	Items	Current operation	After enhancement (to be implemented in 2018 fiscal year)
Inbound Flight	Reporting is obliged	Captain	Filing target	Inbound airplanes with cargos	Same as current operation.
			Filing Deadline	-In principle, 3 hours before arriving at Japanese airport -1 hour before arriving at Japanese (When flight time is more than 3 hours but less than 5hours) -At the time of arrival at Japanese airport (When flight time is less than 3hours)	Same as current operation.
			Filing Method	Submit paper or file via NACCS	In principle, filing through NACCS is obliged by customs law.
			Filing Contents	[MAWB Information] Place of Origin, Place of Destination, Marks and Numbers, Goods Description, Pieces and Weight, and MAWB Number	【Additional Requirements by Customs Law Enforcement Order】 -Filing of Consignor/Consignee Name and Address will get mandatory. 【New Requirements by Customs Law Enforcement Order】 -House Manifest will also be the target of filing. [Filing Items] Place of Origin, Place of Destination, Marks and Numbers, Goods Description, Pieces and Weight, Consignor/Consignee Name and Address, and HAWB Number

<Reference Material> Enhancement for Reporting Scheme of "Advance Cargo Information" (2)

Filing of Advance Cargo Information needs to be done, in principle, 3 hours before arrival time of inbound flight so that Japan Customs can make risk analysis.

Abroad

Japan

[Current operation]

MAWB Information

Place of Origin, Place of Destination, Marks and Number, Pieces and Weight , Goods Description, and MAWB Number

Reporting Method

Submit Paper or file via NACCS

+Flight Information

[After enforcement of the scheme in 2018 fiscal year]

MAWB Information

Place of Origin, Place of Destination, Marks and Number, Pieces and Weight ,Goods-Description, Consignor/Consignee Name and Address, and MAWB Number

House Manifest Information : Consolidated Cargo

Place of Origin, Place of Destination, Marks and Number, Pieces and Weight ,Goods-Description, Consignor/Consignee Name and Address, and MAWB/HAWB Number

Report Method

File via NACCS (in principle)

+Flight Information

Departure

Arrival

Import Declaration

Forwarder (Customs Broker)

Japan Customs

Bonded Area

Filing deadline

3hours before arrival (in principle)